

Closing Agents

Trend Report

Clay County
March 2005

Published By:

Metro Market Trends, Inc.
A Real Estate Information Company

P.O. Box 30042, Pensacola, FL 32503-1042

Phone: 850-474-1398

Fax: 850-478-6249

www.mmtinfo.com

The information contained herein has been compiled from documents and data furnished by county clerks, county property appraiser offices, applicable city governments, the State of Florida, and various private entities. This information is to be used for information purposes only. The research staff of Metro Market Trends, Inc. has categorized much of the source information using a proprietary computer based real estate analysis system. All information is believed to be reliable and every attempt is made to insure that all data is accurate. However, no liability is assumed for the accuracy or completeness of this information by Metro Market Trends, Inc. or the other data providers.

Clay

	---- MAR 2005 ----		---- MAR 2004 ---- % Change ---				---- 2005 YTD ----		---- 2004 YTD ----		---- % Change ---	
	Number	\$ Volume	Number	\$ Volume	Number	\$ Vol	Number	\$ Volume	Number	\$ Volume	Number	\$ Vol
Total Real Estate Transactions	1,106	151,164,400	911	127,547,400	21.41	18.52	2,997	415,617,500	2,422	305,853,200	23.74	35.89
Total Mortgages Associated with Transactions	756	106,991,600	546	96,984,700	38.46	10.32	1,866	292,073,700	1,405	233,497,900	32.81	25.09

Clay

	---- MAR 2005 ----		---- MAR 2004 ---- % Change ---				---- 2005 YTD ----		---- 2004 YTD ----		---- % Change ---	
	Number	\$ Volume	Number	\$ Volume	Number	\$ Vol	Number	\$ Volume	Number	\$ Volume	Number	\$ Vol
Total Transactions	726	114,103,500	558	78,588,500	30.11	45.19	1,822	281,527,300	1,477	195,524,000	23.36	43.99
Total Mortgages Associated with Transactions	647	85,092,800	444	61,677,500	45.72	37.96	1,595	215,005,000	1,141	152,479,300	39.79	41.01

*Note: "Residential" represents Single Family, Condominia, Townhome units, and PreSold Permits combined.

SINGLE FAMILY SALES - NUMBER OF UNITS FOR MAR 2005

	--- MAR 2005 ---		--- MAR 2004 ---		--- FEB 2005 ---		--- 2005 to Date ---	
	Total	%	Total	%	Total	%	Total	%
New Sales (Transfers)	216	37.37	191	42.54	158	40.72	564	40.46
New Sales (Permits)	8	1.38	7	1.56	8	2.06	29	2.08
Total New Sales	224	38.75	198	44.10	166	42.78	593	42.54
Resales	<u>354</u>	<u>61.25</u>	<u>251</u>	<u>55.90</u>	<u>222</u>	<u>57.22</u>	<u>801</u>	<u>57.46</u>
Total	578	100.00	449	100.00	388	100.00	1,394	100.00

SINGLE FAMILY SALES - SALES VOLUME FOR MAR 2005

	--- MAR 2005 ---		--- MAR 2004 ---		--- FEB 2005 ---		--- 2005 to Date ---	
	Dollar	%	Dollar	%	Dollar	%	Dollar	%
New Sales (Transfers)	47,121,100	44.66	38,619,200	50.29	35,014,700	47.15	123,084,600	47.23
New Sales (Permits)	951,000	0.90	959,000	1.25	1,363,000	1.84	4,157,000	1.60
Total New Sales	48,072,100	45.56	39,578,200	51.54	36,377,700	48.99	127,241,600	48.82
Resales	<u>57,439,600</u>	<u>54.44</u>	<u>37,211,000</u>	<u>48.46</u>	<u>37,884,100</u>	<u>51.01</u>	<u>133,382,900</u>	<u>51.18</u>
Total	105,511,700	100.00	76,789,200	100.00	74,261,800	100.00	260,624,500	100.00

SINGLE FAMILY SALES - AVERAGE SALES PRICE MAR 2005

	MAR 2005	MAR 2004	FEB 2005	2005 to Date
New Sales (Transfers)	218,153	202,195	221,612	218,235
New Sales (Permits)	118,875	137,000	170,375	143,345
Total New Sales	214,608	199,890	219,143	214,573
Resales	<u>162,259</u>	<u>148,251</u>	<u>170,649</u>	<u>166,520</u>
Total	182,546	171,023	191,396	186,962

SINGLE FAMILY SALES - MEDIAN SALES PRICE MAR 2005

	MAR 2005	MAR 2004	FEB 2005	2005 to Date
New Sales (Transfers)	202,100	183,300	202,650	203,900
New Sales (Permits)	119,500	145,000	189,000	137,000
Total New Sales	199,500	181,150	201,450	202,000
Resales	<u>155,000</u>	<u>128,000</u>	<u>150,000</u>	<u>151,900</u>
Total	170,000	154,900	174,600	172,350

* New Sales (Transfers) represent the deed transfers of property from Builders.

** New Sales (Permits) represent the construction of presold homes on property owned by individuals.

Clay

Closing Agent	---- MAR 2005 ----		---- MAR 2004 ----		---- FEB 2005 ----		---- 2005 to Date ----	
	Trans	Percent	Trans	Percent	Trans	Percent	Trans	Percent
1 HEAD MOSS & FULTON	75	6.83	91	10.07	110	11.10	242	8.15
2 CLIFFORD B NEWTON PA	52	4.74	41	4.54	39	3.94	120	4.04
3 KEYSTONE TITLE OF KEYSTONE HEIGH	51	4.64	12	1.33	40	4.04	112	3.77
4 WATSON & OSBORNE	50	4.55	31	3.43	32	3.23	107	3.61
5 COMMERCE TITLE COMPANY	40	3.64	10	1.11	32	3.23	94	3.17
6 FIRST AMERICAN TITLE INSURANCE C	38	3.46	31	3.43	12	1.21	72	2.43
7 PAUL D. NEWELL, ESQ	32	2.91	13	1.44	17	1.72	72	2.43
8 GLENN A TAYLOR P A	27	2.46	28	3.10	26	2.62	70	2.36
9 REALTY TITLE SERVICES OF NE FLA	26	2.37	13	1.44	21	2.12	69	2.32
10 FOLEY & LARDNER	25	2.28	1	0.11	5	0.50	42	1.42
11 HOMEGUARD TITLE & TRUST	23	2.09			17	1.72	53	1.79
12 CRABTREE & FALLER	22	2.00	9	1.00	28	2.83	106	3.57
13 THOMAS C. SANTORO	22	2.00	29	3.21	23	2.32	63	2.12
14 HAMILTON & BUTTNER PA	21	1.91			22	2.22	60	2.02
15 SHEFFIELD & BOATRIGHT TITLE SERV	19	1.73	6	0.66	9	0.91	37	1.25
16 ASSURANCE LAND TITLE & ESCROW IN	18	1.64	7	0.77	14	1.41	55	1.85
17 B-D-R TITLE CORP.	16	1.46	9	1.00	20	2.02	59	1.99
18 MAJIC SERVICES LC	16	1.46					16	0.54
19 UNIVERSAL LAND TITLE INC	16	1.46	14	1.55	17	1.72	56	1.89
20 FLEMING ISLAND TITLE CO	15	1.37	17	1.88	13	1.31	31	1.04
21 BARKER LAND TITLE & ESCROW INC	13	1.18					13	0.44
22 CLERK OF COURT	12	1.09	18	1.99	9	0.91	35	1.18
23 FIRST AMERICAN TITLE CO	12	1.09	17	1.88			31	1.04
24 GULLETT TITLE INC	11	1.00			1	0.10	12	0.40
25 SECURITY TITLE AGENCY INC	11	1.00	7	0.77	5	0.50	19	0.64
26 ASSOCIATED LAND TITLE GROUP	10	0.91	3	0.33			21	0.71
27 ADNORAM TITLE CO	9	0.82	9	1.00	5	0.50	20	0.67
28 DHI TITLE OF FLORIDA INC	9	0.82			4	0.40	24	0.81
29 DUANE C ROMANELLO PA	9	0.82	3	0.33	2	0.20	14	0.47
30 OBERDORFER & BARRY, P.A.	9	0.82	10	1.11	5	0.50	21	0.71
31 GIBRALTAR TITLE SERVICES INC	8	0.73	2	0.22	6	0.61	16	0.54
32 SUNSHINE TITLE CORP	8	0.73	1	0.11	4	0.40	18	0.61
33 TITLE AMERICA OF JACKSONVILLE	8	0.73	4	0.44	5	0.50	15	0.51
34 ALAN B ALMAND P A	7	0.64	4	0.44			8	0.27
35 CHER FL LLC	7	0.64	2	0.22	5	0.50	17	0.57
36 L.J. ARNOLD III, ESQ	7	0.64	7	0.77	8	0.81	19	0.64
37 CHICAGO TITLE INSURANCE CO	6	0.55			9	0.91	24	0.81
38 FULLER & ASSOCIATES	6	0.55	6	0.66	3	0.30	14	0.47
39 EQUITY TITLE PTNR OF NE FL LLC	5	0.46					5	0.17
40 JOHN F TOLSON JR ESQ	5	0.46	5	0.55	3	0.30	12	0.40
41 LAND TITLE OF AMERICA GROUP	5	0.46	2	0.22	2	0.20	8	0.27
42 NORTH FLORIDA TITLE SERVICES INC	5	0.46	3	0.33	1	0.10	6	0.20
43 SOUTHERN TITLE HOLDING CO LLC	5	0.46			5	0.50	18	0.61
44 TAYLOR & TAYLOR	5	0.46	4	0.44	5	0.50	12	0.40
45 ESTATE TITLE & TRUST	4	0.36	3	0.33			4	0.13
46 FRS	4	0.36	2	0.22	1	0.10	11	0.37
47 GULF COAST TITLE CLOSINGS & ESCR	4	0.36	6	0.66	2	0.20	12	0.40
48 MORTGAGE INFORMATION SERV INC	4	0.36			6	0.61	15	0.51
49 CHRISTOPHER J HURST PA	3	0.27	2	0.22	1	0.10	9	0.30

Clay

Closing Agent	---- MAR 2005 ----		---- MAR 2004 ----		---- FEB 2005 ----		--- 2005 to Date ---	
	Trans	Percent	Trans	Percent	Trans	Percent	Trans	Percent
50 DALE S WILSON, P.A.	3	0.27	5	0.55	9	0.91	30	1.01
51 FOUNDERS TITLE AGENCY	3	0.27			126	12.71	137	4.62
52 GRADY H WILLIAMS	3	0.27	3	0.33	2	0.20	11	0.37
53 NORTH CENTRAL TITLE INC	3	0.27	21	2.32	2	0.20	5	0.17
54 STEWART TITLE OF JACKSONVILLE	3	0.27	1	0.11			3	0.10
55 TAYLOR STEWART & HOUSTON	3	0.27					3	0.10
56 TERRANCE A JONES ESQ	3	0.27	1	0.11	2	0.20	5	0.17
57 ALLSTATE TITLE GROUP LLC	2	0.18	1	0.11			2	0.07
58 DAVID J STERN	2	0.18	3	0.33	1	0.10	6	0.20
59 DENNIS L PRATT PA	2	0.18	1	0.11	2	0.20	9	0.30
60 ECHEVARRIA & ASSOCIATES PA	2	0.18	1	0.11			2	0.07
61 FABER & GITLITZ PA	2	0.18					2	0.07
62 FRANK MIRACK	2	0.18					2	0.07
63 HARTLE REALTY TITLE INS AGENCY	2	0.18					5	0.17
64 JOHN B MOSS ESQ	2	0.18	3	0.33	1	0.10	4	0.13
65 MILLER & WILLIAMS	2	0.18			2	0.20	4	0.13
66 PAPPAS METCALF JENKS & MILLER PA	2	0.18	4	0.44	2	0.20	4	0.13
67 RYAN AND MARKS	2	0.18	8	0.88			2	0.07
68 SUZANNE C QUINONEZ ESQ	2	0.18	1	0.11	4	0.40	10	0.34
69 TITLE CLEARINGHOUSE	2	0.18	1	0.11	2	0.20	7	0.24
70 WILLIAM A HAMILTON III	2	0.18	39	4.31	2	0.20	8	0.27
71 ALL FLORIDA TITLE SERVICES INC	1	0.09	4	0.44	2	0.20	5	0.17
72 BENCHMARK TITLE SERVICES INC	1	0.09	1	0.11			3	0.10
73 BIVENS, ATWATER & WASHINGTON	1	0.09					1	0.03
74 BUSCHMAN AHERN PERSONS ETAL	1	0.09					2	0.07
75 CENTEX HOMES	1	0.09	1	0.11	2	0.20	4	0.13
76 CRABTREE & BARTLETT	1	0.09					1	0.03
77 EMMANUEL SHEPPARD & CONDON	1	0.09					1	0.03
78 FORD BOWLUS DUSS ETAL	1	0.09			1	0.10	5	0.17
79 FORTRESS TITLE LC	1	0.09	3	0.33	1	0.10	3	0.10
80 GARTNER BROCK & SIMON	1	0.09			1	0.10	2	0.07
81 INTEGRITY TITLE & ESCROW	1	0.09					2	0.07
82 JAMES H DAVIE II ATTY	1	0.09	5	0.55	1	0.10	3	0.10
83 LAND TITLE INFO SERVICES INC	1	0.09	2	0.22	2	0.20	3	0.10
84 LANDSAFE TITLE OF FLORIDA INC	1	0.09			1	0.10	3	0.10
85 MAGNOLIA POINT VENTURE LLC	1	0.09	6	0.66			2	0.07
86 MICHAEL E GREEN ATTORNEY	1	0.09					2	0.07
87 MICHAEL L. BROOKS, ESQ	1	0.09					1	0.03
88 RICHARD C PEPER JR P.A.	1	0.09	1	0.11			1	0.03
89 RICHARD W COBB ATTY	1	0.09	2	0.22	1	0.10	3	0.10
90 ROGERS TOWERS BAILEY JONES & GAY	1	0.09	3	0.33			5	0.17
91 SHAPIRO & FISHMAN	1	0.09	2	0.22	1	0.10	2	0.07
92 THE TITLE COMPANY	1	0.09			1	0.10	2	0.07
93 WILLIAM T. BASFORD, JR, ATTY	1	0.09	1	0.11	2	0.20	4	0.13
94 ACCELERATED TITLE COMPANY			1	0.11	1	0.10	3	0.10
95 ALL FLORIDA TITLE AGENCY			13	1.44				
96 AMERICAN LAND SALES INC			3	0.33				
97 ATI TITLE COMPANY			4	0.44				
98 BAKER TITLE & ESCROW CO INC			1	0.11				

Clay

Closing Agent	---- MAR 2005 ----		---- MAR 2004 ----		---- FEB 2005 ----		--- 2005 to Date ---		
	Trans	Percent	Trans	Percent	Trans	Percent	Trans	Percent	
99	BLACKBURN & BLACKBURN		2	0.22					
100	BURROW SERVICES		1	0.11					
101	CARPENTER & PARRISH P A				1	0.10	1	0.03	
102	COCHRAN LAW PA						1	0.03	
103	DALE G WESTLING SR PA				1	0.10	2	0.07	
104	DAVID A KING, ATTORNEY		2	0.22			3	0.10	
105	DEBORAH W TAYLOR ATTORNEY		2	0.22					
106	ENTERPRISE TITLE & ESCROW INC		2	0.22					
107	FEDERAL NATIONAL MORTGAGE ASSOC		1	0.11	1	0.10	2	0.07	
108	FIRST COAST TITLE SERVICES, INC		2	0.22			1	0.03	
109	FISHER TOUSEY LEAS & BALL PA						2	0.07	
110	FLEMING ISLAND - MLC INC		1	0.11					
111	FORD & JETER PA		10	1.11	1	0.10	4	0.13	
112	GARY L LEWIS ATTORNEY		8	0.88					
113	H EDWARD GARVIN				3	0.30	6	0.20	
114	HOUSING & URBAN DEVELOPMENT/HUD		3	0.33					
115	HOWARD MARK FURMAN, ESQ						2	0.07	
116	J SCOTT TRIPLETT		1	0.11	1	0.10	1	0.03	
117	JAMES R THEIS SR ESQ		1	0.11	1	0.10	1	0.03	
118	JEFFREY M LEUKEL ESQ		2	0.22					
119	JEFFREY P THOFNER ATTORNEY				1	0.10	1	0.03	
120	KASS SHULER SOLOMON ETAL PA		3	0.33					
121	LAWRENCE J BERNARD ESQ				2	0.20	4	0.13	
122	LAWYERS TITLE INSURANCE CORP						2	0.07	
123	MARVIN E KATZ ESQ						1	0.03	
124	NATIONS TITLE AGENCY		1	0.11	4	0.40	5	0.17	
125	PATRICK J ONEILL		1	0.11					
126	PAUL B MAHOLCHIC		1	0.11					
127	PREFERRED REALTY TITLE AGENCY		1	0.11					
128	PREMIER TITLE GROUP INC		3	0.33	1	0.10	1	0.03	
129	PRESTIGE TITLE		2	0.22					
130	SECURITY FIRST TITLE PARTNERS		12	1.33	1	0.10	1	0.03	
131	SECURITY TITLE OF ORANGE PARK		6	0.66					
132	SIMON D. ROTHSTEIN, ATTY		2	0.22	2	0.20	3	0.10	
133	SOUTHERN TITLE		5	0.55					
134	SWIFT LEGAL CLINIC		1	0.11					
135	THE EDWARDS LAW FIRM PA		11	1.22					
136	TIMOTHY L FLANAGAN ESQ				1	0.10	1	0.03	
137	TIMOTHY P KELLY ESQ				1	0.10	3	0.10	
138	TITLE & ABSTRACT AGENCY/AMERICA						1	0.03	
139	TODD WATSON ATTORNEY		1	0.11					
140	TRANSCONTINENTAL TITLE CO		4	0.44	1	0.10	3	0.10	
141	UNIVERSAL TITLE SERV OF NORTH FL		1	0.11					
142	UPCHURCH BAILEY & UPCHURCH PA						1	0.03	
143	WATSON TITLE INSURANCE		3	0.33	1	0.10	4	0.13	
144	WILLIAM K. GORDON, ESQ				8	0.81	11	0.37	
145	OTHER CLOSING AGENTS	211	19.22	180	19.91	191	19.27	587	19.78
Totals		1,098		904		991		2,968	

* Note: Represents the number of transactions closed involving the transfer/ sale of real estate, refinancings are not included.

Clay

Closing Agent	---- MAR 2005 ----		---- MAR 2004 ----		---- FEB 2005 ----		--- 2005 to Date ---	
	Total Dollar	Market Share %	Total Dollar	Market Share %	Total Dollar	Market Share %	Total Dollar	Market Share %
1 HEAD MOSS & FULTON	12,874,000	8.57	12,657,500	10.00	14,123,800	10.55	37,943,300	9.22
2 CLIFFORD B NEWTON PA	11,196,600	7.45	7,617,600	6.02	7,937,500	5.93	25,574,200	6.22
3 COMMERCE TITLE COMPANY	8,356,200	5.56	1,989,400	1.57	6,608,800	4.94	19,328,800	4.70
4 FOLEY & LARDNER	8,347,000	5.56	3,602,300	2.85	744,500	0.56	10,728,100	2.61
5 WATSON & OSBORNE	7,385,700	4.92	3,496,300	2.76	4,378,600	3.27	14,407,700	3.50
6 HOMEGUARD TITLE & TRUST	5,119,700	3.41			3,039,400	2.27	10,869,600	2.64
7 FIRST AMERICAN TITLE INSURANCE C	4,995,500	3.33	2,819,100	2.23	1,567,500	1.17	9,621,300	2.34
8 GLENN A TAYLOR P A	4,738,800	3.15	4,472,000	3.53	4,323,400	3.23	11,422,500	2.78
9 THOMAS C. SANTORO	4,060,000	2.70	2,963,700	2.34	3,217,000	2.40	9,242,900	2.25
10 HAMILTON & BUTTNER PA	3,859,300	2.57			6,945,900	5.19	14,104,900	3.43
11 SHEFFIELD & BOATRIGHT TITLE SERV	3,666,700	2.44	1,482,100	1.17	2,916,000	2.18	8,451,100	2.05
12 B-D-R TITLE CORP.	3,665,600	2.44	1,881,000	1.49	5,008,500	3.74	13,815,100	3.36
13 UNIVERSAL LAND TITLE INC	3,462,800	2.31	3,083,200	2.44	4,279,300	3.20	12,870,200	3.13
14 CRABTREE & FALLER	3,018,500	2.01	2,006,900	1.59	3,181,500	2.38	15,470,300	3.76
15 FIRST AMERICAN TITLE CO	2,809,000	1.87	3,314,900	2.62			6,664,800	1.62
16 FLEMING ISLAND TITLE CO	2,467,600	1.64	2,198,000	1.74	1,634,500	1.22	4,450,900	1.08
17 BARKER LAND TITLE & ESCROW INC	2,445,800	1.63					2,445,800	0.59
18 PAUL D. NEWELL, ESQ	2,135,700	1.42	592,000	0.47	840,400	0.63	6,684,300	1.62
19 ALAN B ALMAND P A	1,784,300	1.19	1,310,000	1.03			1,959,300	0.48
20 KEYSTONE TITLE OF KEYSTONE HEIGH	1,647,700	1.10	680,900	0.54	1,681,200	1.26	4,218,400	1.03
21 REALTY TITLE SERVICES OF NE FLA	1,643,100	1.09	687,800	0.54	2,436,100	1.82	5,962,000	1.45
22 MAJIC SERVICES LC	1,583,700	1.05					1,583,700	0.38
23 ASSOCIATED LAND TITLE GROUP	1,457,900	0.97	458,600	0.36			3,128,400	0.76
24 GIBRALTAR TITLE SERVICES INC	1,370,800	0.91	258,800	0.20	1,049,200	0.78	2,836,500	0.69
25 DHI TITLE OF FLORIDA INC	1,332,700	0.89			537,200	0.40	3,405,000	0.83
26 ASSURANCE LAND TITLE & ESCROW IN	1,321,500	0.88	549,100	0.43	1,685,400	1.26	4,258,600	1.03
27 SOUTHERN TITLE HOLDING CO LLC	1,303,500	0.87			886,800	0.66	4,565,400	1.11
28 SECURITY TITLE AGENCY INC	1,288,200	0.86	1,079,300	0.85	875,000	0.65	2,310,500	0.56
29 ADNORAM TITLE CO	1,140,600	0.76	1,103,500	0.87	715,600	0.53	2,822,500	0.69
30 TAYLOR STEWART & HOUSTON	1,085,000	0.72					1,085,000	0.26
31 CHICAGO TITLE INSURANCE CO	1,038,600	0.69			1,387,300	1.04	4,081,300	0.99
32 L.J. ARNOLD III, ESQ	1,025,600	0.68	717,000	0.57	816,500	0.61	2,107,400	0.51
33 SUNSHINE TITLE CORP	933,100	0.62	278,000	0.22	537,000	0.40	1,760,400	0.43
34 GULF COAST TITLE CLOSINGS & ESCR	800,700	0.53	814,800	0.64	255,000	0.19	2,018,800	0.49
35 NORTH FLORIDA TITLE SERVICES INC	762,000	0.51	134,100	0.11	249,900	0.19	1,011,900	0.25
36 FULLER & ASSOCIATES	750,600	0.50	471,200	0.37	385,600	0.29	1,418,900	0.34
37 FRS	732,000	0.49	310,800	0.25	273,500	0.20	2,775,500	0.67
38 TITLE AMERICA OF JACKSONVILLE	731,100	0.49	247,100	0.20	675,300	0.50	1,894,000	0.46
39 ESTATE TITLE & TRUST	714,400	0.48	670,000	0.53			714,400	0.17
40 CLERK OF COURT	654,700	0.44	265,700	0.21	266,800	0.20	961,000	0.23
41 STEWART TITLE OF JACKSONVILLE	626,900	0.42	270,000	0.21			626,900	0.15
42 BUSCHMAN AHERN PERSONS ETAL	615,000	0.41					1,066,000	0.26
43 EQUITY TITLE PTNR OF NE FL LLC	593,500	0.40					593,500	0.14
44 CENTEX HOMES	576,000	0.38	252,000	0.20	1,492,000	1.11	2,392,000	0.58
45 DUANE C ROMANELLO PA	570,600	0.38	56,100	0.04	158,900	0.12	990,600	0.24
46 EMMANUEL SHEPPARD & CONDON	535,500	0.36					535,500	0.13
47 CHRISTOPHER J HURST PA	514,800	0.34	449,300	0.35	137,000	0.10	1,461,500	0.36
48 HARTLE REALTY TITLE INS AGENCY	424,900	0.28					811,400	0.20
49 OBERDORFER & BARRY, P.A.	371,900	0.25	692,400	0.55	109,400	0.08	1,178,000	0.29

Clay

Closing Agent	---- MAR 2005 ----		---- MAR 2004 ----		---- FEB 2005 ----		--- 2005 to Date ---		
	Total Dollar	Market Share %	Total Dollar	Market Share %	Total Dollar	Market Share %	Total Dollar	Market Share %	
50	ALLSTATE TITLE GROUP LLC	347,900	0.23	235,100	0.19			347,900	0.08
51	GULLETT TITLE INC	313,400	0.21			11,500	0.01	324,900	0.08
52	RYAN AND MARKS	282,900	0.19	630,600	0.50			282,900	0.07
53	FOUNDERS TITLE AGENCY	275,000	0.18			11,691,000	8.73	13,167,700	3.20
54	MILLER & WILLIAMS	269,800	0.18			401,400	0.30	671,200	0.16
55	TITLE CLEARINGHOUSE	268,000	0.18	100	0.00	239,500	0.18	708,100	0.17
56	JOHN F TOLSON JR ESQ	230,900	0.15	523,600	0.41	347,500	0.26	1,377,900	0.33
57	WILLIAM A HAMILTON III	209,500	0.14	7,574,600	5.98	361,800	0.27	891,200	0.22
58	ECHAVARRIA & ASSOCIATES PA	207,100	0.14	100	0.00			207,100	0.05
59	LAND TITLE OF AMERICA GROUP	179,200	0.12	304,000	0.24	221,000	0.17	485,200	0.12
60	LAND TITLE INFO SERVICES INC	174,000	0.12	210,000	0.17	56,300	0.04	230,300	0.06
61	LANDSAFE TITLE OF FLORIDA INC	165,900	0.11			99,900	0.07	394,800	0.10
62	MICHAEL L. BROOKS, ESQ	162,000	0.11					162,000	0.04
63	CRABTREE & BARTLETT	161,000	0.11					161,000	0.04
64	FABER & GITLITZ PA	152,400	0.10					152,400	0.04
65	DENNIS L PRATT PA	146,400	0.10	124,000	0.10	282,800	0.21	1,555,200	0.38
66	MORTGAGE INFORMATION SERV INC	144,800	0.10			212,800	0.16	397,600	0.10
67	CHER FL LLC	128,800	0.09	34,100	0.03	84,000	0.06	287,700	0.07
68	DAVID J STERN	124,400	0.08	79,200	0.06	100	0.00	199,600	0.05
69	SHAPIRO & FISHMAN	120,100	0.08	258,000	0.20	75,000	0.06	195,100	0.05
70	BENCHMARK TITLE SERVICES INC	111,000	0.07	152,900	0.12			561,700	0.14
71	WILLIAM T. BASFORD, JR., ATTY	107,000	0.07	100	0.00	80,100	0.06	187,200	0.05
72	ROGERS TOWERS BAILEY JONES & GAY	102,000	0.07	196,600	0.16			1,597,100	0.39
73	THE TITLE COMPANY	90,200	0.06			90,000	0.07	180,200	0.04
74	GARTNER BROCK & SIMON	80,000	0.05			6,550,000	4.89	6,630,000	1.61
75	ALL FLORIDA TITLE SERVICES INC	70,000	0.05	812,500	0.64	324,500	0.24	746,000	0.18
76	NORTH CENTRAL TITLE INC	59,400	0.04	573,900	0.45	41,100	0.03	100,500	0.02
77	GRADY H WILLIAMS	55,200	0.04	105,200	0.08	200	0.00	56,000	0.01
78	MAGNOLIA POINT VENTURE LLC	52,500	0.03	442,500	0.35			100,000	0.02
79	INTEGRITY TITLE & ESCROW	50,000	0.03					310,600	0.08
80	DALE S WILSON, P.A.	40,200	0.03	500	0.00	534,500	0.40	1,285,400	0.31
81	TAYLOR & TAYLOR	26,300	0.02	400	0.00	30,300	0.02	341,600	0.08
82	FRANK MIRACK	12,500	0.01					12,500	0.00
83	JAMES H DAVIE II ATTY	2,500	0.00	10,400	0.01	22,000	0.02	26,500	0.01
84	TERRANCE A JONES ESQ	300	0.00	100	0.00	200	0.00	500	0.00
85	JOHN B MOSS ESQ	200	0.00	300	0.00	100	0.00	400	0.00
86	PAPPAS METCALF JENKS & MILLER PA	200	0.00	3,384,300	2.67	5,400,100	4.03	5,400,300	1.31
87	SUZANNE C QUINONEZ ESQ	200	0.00	100	0.00	400	0.00	22,000	0.01
88	BIVENS, ATWATER & WASHINGTON	100	0.00					100	0.00
89	FORD BOWLUS DUSS ETAL	100	0.00			183,000	0.14	682,700	0.17
90	FORTRESS TITLE LC	100	0.00	459,000	0.36	100	0.00	300	0.00
91	MICHAEL E GREEN ATTORNEY	100	0.00					200	0.00
92	RICHARD C PEPER JR P.A.	100	0.00	100	0.00			100	0.00
93	RICHARD W COBB ATTY	100	0.00	200	0.00	100	0.00	300	0.00
94	ACCELERATED TITLE COMPANY			39,200	0.03	43,800	0.03	44,000	0.01
95	ALL FLORIDA TITLE AGENCY			2,835,100	2.24				
96	AMERICAN LAND SALES INC			55,900	0.04				
97	ATI TITLE COMPANY			263,600	0.21				
98	BAKER TITLE & ESCROW CO INC			100	0.00				

Clay

Closing Agent	---- MAR 2005 ----		---- MAR 2004 ----		---- FEB 2005 ----		--- 2005 to Date ---		
	Total Dollar	Market Share %	Total Dollar	Market Share %	Total Dollar	Market Share %	Total Dollar	Market Share %	
99	BLACKBURN & BLACKBURN		155,000	0.12					
100	BURROW SERVICES		230,000	0.18					
101	CARPENTER & PARRISH P A				100	0.00	100	0.00	
102	COCHRAN LAW PA						100	0.00	
103	DALE G WESTLING SR PA				27,600	0.02	27,700	0.01	
104	DAVID A KING, ATTORNEY		675,000	0.53			358,100	0.09	
105	DEBORAH W TAYLOR ATTORNEY		350,100	0.28					
106	ENTERPRISE TITLE & ESCROW INC		225,000	0.18					
107	FEDERAL NATIONAL MORTGAGE ASSOC		93,000	0.07	130,000	0.10	370,000	0.09	
108	FIRST COAST TITLE SERVICES, INC		96,000	0.08			300	0.00	
109	FISHER TOUSEY LEAS & BALL PA						200	0.00	
110	FLEMING ISLAND - MLC INC		300,000	0.24					
111	FORD & JETER PA		1,135,700	0.90	185,000	0.14	694,000	0.17	
112	GARY L LEWIS ATTORNEY		800	0.00					
113	H EDWARD GARVIN				119,800	0.09	181,200	0.04	
114	HOUSING & URBAN DEVELOPMENT/HUD		181,200	0.14					
115	HOWARD MARK FURMAN, ESQ						515,000	0.13	
116	J SCOTT TRIPLETT		45,000	0.04	151,900	0.11	151,900	0.04	
117	JAMES R THEIS SR ESQ		100	0.00	100	0.00	100	0.00	
118	JEFFREY M LEUKEL ESQ		37,400	0.03					
119	JEFFREY P THOFNER ATTORNEY				38,700	0.03	38,700	0.01	
120	KASS SHULER SOLOMON ETAL PA		35,500	0.03					
121	LAWRENCE J BERNARD ESQ				30,100	0.02	296,300	0.07	
122	LAWYERS TITLE INSURANCE CORP						200	0.00	
123	MARVIN E KATZ ESQ						35,000	0.01	
124	NATIONS TITLE AGENCY		100	0.00	130,300	0.10	196,700	0.05	
125	PATRICK J ONEILL		100	0.00					
126	PAUL B MAHOLCHIC		39,500	0.03					
127	PREFERRED REALTY TITLE AGENCY		90,000	0.07					
128	PREMIER TITLE GROUP INC		177,100	0.14	62,500	0.05	62,500	0.02	
129	PRESTIGE TITLE		156,000	0.12					
130	SECURITY FIRST TITLE PARTNERS		1,862,200	1.47	98,500	0.07	98,500	0.02	
131	SECURITY TITLE OF ORANGE PARK		592,500	0.47					
132	SIMON D. ROTHSTEIN, ATTY		78,100	0.06	43,000	0.03	100,900	0.02	
133	SOUTHERN TITLE		1,040,900	0.82					
134	SWIFT LEGAL CLINIC		100	0.00					
135	THE EDWARDS LAW FIRM PA		76,000	0.06					
136	TIMOTHY L FLANAGAN ESQ				100	0.00	100	0.00	
137	TIMOTHY P KELLY ESQ				55,000	0.04	403,000	0.10	
138	TITLE & ABSTRACT AGENCY/AMERICA						24,600	0.01	
139	TODD WATSON ATTORNEY		100	0.00					
140	TRANSCONTINENTAL TITLE CO		49,500	0.04	65,000	0.05	302,500	0.07	
141	UNIVERSAL TITLE SERV OF NORTH FL		95,500	0.08					
142	UPCHURCH BAILEY & UPCHURCH PA						100	0.00	
143	WATSON TITLE INSURANCE		73,200	0.06	126,000	0.09	332,000	0.08	
144	WILLIAM K. GORDON, ESQ				96,600	0.07	128,600	0.03	
145	OTHER CLOSING AGENTS	20,754,200	13.82	33,458,800	26.43	17,779,500	13.28	66,026,000	16.05
Totals		150,213,400		126,588,400		133,882,200		411,460,500	

* Note: Represents the dollar volume of transactions closed involving the transfer/ sale of real estate, refinancings are not included.

Clay

Closing Agent	--- -2005 YTD ---		--- -2005 YTD ---	
	Trans	Percent	Dollars	Percent
1 HEAD MOSS & FULTON	242	8.15	37,943,300	9.22
2 FOUNDERS TITLE AGENCY	137	4.62	13,167,700	3.20
3 CLIFFORD B NEWTON PA	120	4.04	25,574,200	6.22
4 KEYSTONE TITLE OF KEYSTONE HEIGH	112	3.77	4,218,400	1.03
5 WATSON & OSBORNE	107	3.61	14,407,700	3.50
6 CRABTREE & FALLER	106	3.57	15,470,300	3.76
7 COMMERCE TITLE COMPANY	94	3.17	19,328,800	4.70
8 FIRST AMERICAN TITLE INSURANCE C	72	2.43	9,621,300	2.34
9 PAUL D. NEWELL, ESQ	72	2.43	6,684,300	1.62
10 GLENN A TAYLOR P A	70	2.36	11,422,500	2.78
11 REALTY TITLE SERVICES OF NE FLA	69	2.32	5,962,000	1.45
12 THOMAS C. SANTORO	63	2.12	9,242,900	2.25
13 HAMILTON & BUTTNER PA	60	2.02	14,104,900	3.43
14 B-D-R TITLE CORP.	59	1.99	13,815,100	3.36
15 UNIVERSAL LAND TITLE INC	56	1.89	12,870,200	3.13
16 ASSURANCE LAND TITLE & ESCROW IN	55	1.85	4,258,600	1.03
17 HOMEGUARD TITLE & TRUST	53	1.79	10,869,600	2.64
18 FOLEY & LARDNER	42	1.42	10,728,100	2.61
19 SHEFFIELD & BOATRIGHT TITLE SERV	37	1.25	8,451,100	2.05
20 CLERK OF COURT	35	1.18	961,000	0.23
21 FIRST AMERICAN TITLE CO	31	1.04	6,664,800	1.62
22 FLEMING ISLAND TITLE CO	31	1.04	4,450,900	1.08
23 DALE S WILSON, P.A.	30	1.01	1,285,400	0.31
24 CHICAGO TITLE INSURANCE CO	24	0.81	4,081,300	0.99
25 DHI TITLE OF FLORIDA INC	24	0.81	3,405,000	0.83
26 ASSOCIATED LAND TITLE GROUP	21	0.71	3,128,400	0.76
27 OBERDORFER & BARRY, P.A.	21	0.71	1,178,000	0.29
28 ADNORAM TITLE CO	20	0.67	2,822,500	0.69
29 L.J. ARNOLD III, ESQ	19	0.64	2,107,400	0.51
30 SECURITY TITLE AGENCY INC	19	0.64	2,310,500	0.56
31 SOUTHERN TITLE HOLDING CO LLC	18	0.61	4,565,400	1.11
32 SUNSHINE TITLE CORP	18	0.61	1,760,400	0.43
33 CHER FL LLC	17	0.57	287,700	0.07
34 GIBRALTAR TITLE SERVICES INC	16	0.54	2,836,500	0.69
35 MAJIC SERVICES LC	16	0.54	1,583,700	0.38
36 MORTGAGE INFORMATION SERV INC	15	0.51	397,600	0.10
37 TITLE AMERICA OF JACKSONVILLE	15	0.51	1,894,000	0.46
38 DUANE C ROMANELLO PA	14	0.47	990,600	0.24
39 FULLER & ASSOCIATES	14	0.47	1,418,900	0.34
40 BARKER LAND TITLE & ESCROW INC	13	0.44	2,445,800	0.59
41 GULF COAST TITLE CLOSINGS & ESCR	12	0.40	2,018,800	0.49
42 GULLETT TITLE INC	12	0.40	324,900	0.08
43 JOHN F TOLSON JR ESQ	12	0.40	1,377,900	0.33
44 TAYLOR & TAYLOR	12	0.40	341,600	0.08
45 FRS	11	0.37	2,775,500	0.67
46 GRADY H WILLIAMS	11	0.37	56,000	0.01
47 WILLIAM K. GORDON, ESQ	11	0.37	128,600	0.03
48 SUZANNE C QUINONEZ ESQ	10	0.34	22,000	0.01
49 CHRISTOPHER J HURST PA	9	0.30	1,461,500	0.36

Clay

Closing Agent	--- -2005 YTD ---		--- -2005 YTD ---	
	Trans	Percent	Dollars	Percent
50 DENNIS L PRATT PA	9	0.30	1,555,200	0.38
51 ALAN B ALMAND P A	8	0.27	1,959,300	0.48
52 LAND TITLE OF AMERICA GROUP	8	0.27	485,200	0.12
53 WILLIAM A HAMILTON III	8	0.27	891,200	0.22
54 TITLE CLEARINGHOUSE	7	0.24	708,100	0.17
55 DAVID J STERN	6	0.20	199,600	0.05
56 H EDWARD GARVIN	6	0.20	181,200	0.04
57 NORTH FLORIDA TITLE SERVICES INC	6	0.20	1,011,900	0.25
58 ALL FLORIDA TITLE SERVICES INC	5	0.17	746,000	0.18
59 EQUITY TITLE PTNR OF NE FL LLC	5	0.17	593,500	0.14
60 FORD BOWLUS DUSS ETAL	5	0.17	682,700	0.17
61 HARTLE REALTY TITLE INS AGENCY	5	0.17	811,400	0.20
62 NATIONS TITLE AGENCY	5	0.17	196,700	0.05
63 NORTH CENTRAL TITLE INC	5	0.17	100,500	0.02
64 ROGERS TOWERS BAILEY JONES & GAY	5	0.17	1,597,100	0.39
65 TERRANCE A JONES ESQ	5	0.17	500	0.00
66 CENTEX HOMES	4	0.13	2,392,000	0.58
67 ESTATE TITLE & TRUST	4	0.13	714,400	0.17
68 FORD & JETER PA	4	0.13	694,000	0.17
69 JOHN B MOSS ESQ	4	0.13	400	0.00
70 LAWRENCE J BERNARD ESQ	4	0.13	296,300	0.07
71 MILLER & WILLIAMS	4	0.13	671,200	0.16
72 PAPPAS METCALF JENKS & MILLER PA	4	0.13	5,400,300	1.31
73 WATSON TITLE INSURANCE	4	0.13	332,000	0.08
74 WILLIAM T. BASFORD, JR., ATTY	4	0.13	187,200	0.05
75 ACCELERATED TITLE COMPANY	3	0.10	44,000	0.01
76 BENCHMARK TITLE SERVICES INC	3	0.10	561,700	0.14
77 DAVID A KING, ATTORNEY	3	0.10	358,100	0.09
78 FORTRESS TITLE LC	3	0.10	300	0.00
79 JAMES H DAVIE II ATTY	3	0.10	26,500	0.01
80 LAND TITLE INFO SERVICES INC	3	0.10	230,300	0.06
81 LANDSAFE TITLE OF FLORIDA INC	3	0.10	394,800	0.10
82 RICHARD W COBB ATTY	3	0.10	300	0.00
83 SIMON D. ROTHSTEIN, ATTY	3	0.10	100,900	0.02
84 STEWART TITLE OF JACKSONVILLE	3	0.10	626,900	0.15
85 TAYLOR STEWART & HOUSTON	3	0.10	1,085,000	0.26
86 TIMOTHY P KELLY ESQ	3	0.10	403,000	0.10
87 TRANSCONTINENTAL TITLE CO	3	0.10	302,500	0.07
88 ALLSTATE TITLE GROUP LLC	2	0.07	347,900	0.08
89 BUSCHMAN AHERN PERSONS ETAL	2	0.07	1,066,000	0.26
90 DALE G WESTLING SR PA	2	0.07	27,700	0.01
91 ECHEVARRIA & ASSOCIATES PA	2	0.07	207,100	0.05
92 FABER & GITLITZ PA	2	0.07	152,400	0.04
93 FEDERAL NATIONAL MORTGAGE ASSOC	2	0.07	370,000	0.09
94 FISHER TOUSEY LEAS & BALL PA	2	0.07	200	0.00
95 FRANK MIRACK	2	0.07	12,500	0.00
96 GARTNER BROCK & SIMON	2	0.07	6,630,000	1.61
97 HOWARD MARK FURMAN, ESQ	2	0.07	515,000	0.13
98 INTEGRITY TITLE & ESCROW	2	0.07	310,600	0.08

Clay

Closing Agent	--- -2005 YTD ---		--- -2005 YTD ---	
	Trans	Percent	Dollars	Percent
99 LAWYERS TITLE INSURANCE CORP	2	0.07	200	0.00
100 MAGNOLIA POINT VENTURE LLC	2	0.07	100,000	0.02
101 MICHAEL E GREEN ATTORNEY	2	0.07	200	0.00
102 RYAN AND MARKS	2	0.07	282,900	0.07
103 SHAPIRO & FISHMAN	2	0.07	195,100	0.05
104 THE TITLE COMPANY	2	0.07	180,200	0.04
105 BIVENS, ATWATER & WASHINGTON	1	0.03	100	0.00
106 CARPENTER & PARRISH P A	1	0.03	100	0.00
107 COCHRAN LAW PA	1	0.03	100	0.00
108 CRABTREE & BARTLETT	1	0.03	161,000	0.04
109 EMMANUEL SHEPPARD & CONDON	1	0.03	535,500	0.13
110 FIRST COAST TITLE SERVICES, INC	1	0.03	300	0.00
111 J SCOTT TRIPLETT	1	0.03	151,900	0.04
112 JAMES R THEIS SR ESQ	1	0.03	100	0.00
113 JEFFREY P THOFNER ATTORNEY	1	0.03	38,700	0.01
114 MARVIN E KATZ ESQ	1	0.03	35,000	0.01
115 MICHAEL L. BROOKS, ESQ	1	0.03	162,000	0.04
116 PREMIER TITLE GROUP INC	1	0.03	62,500	0.02
117 RICHARD C PEPER JR P.A.	1	0.03	100	0.00
118 SECURITY FIRST TITLE PARTNERS	1	0.03	98,500	0.02
119 TIMOTHY L FLANAGAN ESQ	1	0.03	100	0.00
120 TITLE & ABSTRACT AGENCY/AMERICA	1	0.03	24,600	0.01
121 UPCHURCH BAILEY & UPCHURCH PA	1	0.03	100	0.00
122 OTHER CLOSING AGENTS	587	19.78	66,026,000	16.05
Totals	2,968		411,460,500	

* Note: Represents the number of transactions closed involving the transfer/ sale of real estate, refinancings are not included.

Clay

Closing Agent	--- -2005 YTD ---		--- -2005 YTD ---	
	Dollars	Percent	Trans	Percent
1 HEAD MOSS & FULTON	37,943,300	9.22	242	8.15
2 CLIFFORD B NEWTON PA	25,574,200	6.22	120	4.04
3 COMMERCE TITLE COMPANY	19,328,800	4.70	94	3.17
4 CRABTREE & FALLER	15,470,300	3.76	106	3.57
5 WATSON & OSBORNE	14,407,700	3.50	107	3.61
6 HAMILTON & BUTTNER PA	14,104,900	3.43	60	2.02
7 B-D-R TITLE CORP.	13,815,100	3.36	59	1.99
8 FOUNDERS TITLE AGENCY	13,167,700	3.20	137	4.62
9 UNIVERSAL LAND TITLE INC	12,870,200	3.13	56	1.89
10 GLENN A TAYLOR P A	11,422,500	2.78	70	2.36
11 HOMEGUARD TITLE & TRUST	10,869,600	2.64	53	1.79
12 FOLEY & LARDNER	10,728,100	2.61	42	1.42
13 FIRST AMERICAN TITLE INSURANCE C	9,621,300	2.34	72	2.43
14 THOMAS C. SANTORO	9,242,900	2.25	63	2.12
15 SHEFFIELD & BOATRIGHT TITLE SERV	8,451,100	2.05	37	1.25
16 PAUL D. NEWELL, ESQ	6,684,300	1.62	72	2.43
17 FIRST AMERICAN TITLE CO	6,664,800	1.62	31	1.04
18 GARTNER BROCK & SIMON	6,630,000	1.61	2	0.07
19 REALTY TITLE SERVICES OF NE FLA	5,962,000	1.45	69	2.32
20 PAPPAS METCALF JENKS & MILLER PA	5,400,300	1.31	4	0.13
21 SOUTHERN TITLE HOLDING CO LLC	4,565,400	1.11	18	0.61
22 FLEMING ISLAND TITLE CO	4,450,900	1.08	31	1.04
23 ASSURANCE LAND TITLE & ESCROW IN	4,258,600	1.03	55	1.85
24 KEYSTONE TITLE OF KEYSTONE HEIGH	4,218,400	1.03	112	3.77
25 CHICAGO TITLE INSURANCE CO	4,081,300	0.99	24	0.81
26 DHI TITLE OF FLORIDA INC	3,405,000	0.83	24	0.81
27 ASSOCIATED LAND TITLE GROUP	3,128,400	0.76	21	0.71
28 GIBRALTAR TITLE SERVICES INC	2,836,500	0.69	16	0.54
29 ADNORAM TITLE CO	2,822,500	0.69	20	0.67
30 FRS	2,775,500	0.67	11	0.37
31 BARKER LAND TITLE & ESCROW INC	2,445,800	0.59	13	0.44
32 CENTEX HOMES	2,392,000	0.58	4	0.13
33 SECURITY TITLE AGENCY INC	2,310,500	0.56	19	0.64
34 L.J. ARNOLD III, ESQ	2,107,400	0.51	19	0.64
35 GULF COAST TITLE CLOSINGS & ESCR	2,018,800	0.49	12	0.40
36 ALAN B ALMAND P A	1,959,300	0.48	8	0.27
37 TITLE AMERICA OF JACKSONVILLE	1,894,000	0.46	15	0.51
38 SUNSHINE TITLE CORP	1,760,400	0.43	18	0.61
39 ROGERS TOWERS BAILEY JONES & GAY	1,597,100	0.39	5	0.17
40 MAJIC SERVICES LC	1,583,700	0.38	16	0.54
41 DENNIS L PRATT PA	1,555,200	0.38	9	0.30
42 CHRISTOPHER J HURST PA	1,461,500	0.36	9	0.30
43 FULLER & ASSOCIATES	1,418,900	0.34	14	0.47
44 JOHN F TOLSON JR ESQ	1,377,900	0.33	12	0.40
45 DALE S WILSON, P.A.	1,285,400	0.31	30	1.01
46 OBERDORFER & BARRY, P.A.	1,178,000	0.29	21	0.71
47 TAYLOR STEWART & HOUSTON	1,085,000	0.26	3	0.10
48 BUSCHMAN AHERN PERSONS ETAL	1,066,000	0.26	2	0.07
49 NORTH FLORIDA TITLE SERVICES INC	1,011,900	0.25	6	0.20

Clay

Closing Agent	--- -2005 YTD ---		--- -2005 YTD ---	
	Dollars	Percent	Trans	Percent
50 DUANE C ROMANELLO PA	990,600	0.24	14	0.47
51 CLERK OF COURT	961,000	0.23	35	1.18
52 WILLIAM A HAMILTON III	891,200	0.22	8	0.27
53 HARTLE REALTY TITLE INS AGENCY	811,400	0.20	5	0.17
54 ALL FLORIDA TITLE SERVICES INC	746,000	0.18	5	0.17
55 ESTATE TITLE & TRUST	714,400	0.17	4	0.13
56 TITLE CLEARINGHOUSE	708,100	0.17	7	0.24
57 FORD & JETER PA	694,000	0.17	4	0.13
58 FORD BOWLUS DUSS ETAL	682,700	0.17	5	0.17
59 MILLER & WILLIAMS	671,200	0.16	4	0.13
60 STEWART TITLE OF JACKSONVILLE	626,900	0.15	3	0.10
61 EQUITY TITLE PTNR OF NE FL LLC	593,500	0.14	5	0.17
62 BENCHMARK TITLE SERVICES INC	561,700	0.14	3	0.10
63 EMMANUEL SHEPPARD & CONDON	535,500	0.13	1	0.03
64 HOWARD MARK FURMAN, ESQ	515,000	0.13	2	0.07
65 LAND TITLE OF AMERICA GROUP	485,200	0.12	8	0.27
66 TIMOTHY P KELLY ESQ	403,000	0.10	3	0.10
67 MORTGAGE INFORMATION SERV INC	397,600	0.10	15	0.51
68 LANDSAFE TITLE OF FLORIDA INC	394,800	0.10	3	0.10
69 FEDERAL NATIONAL MORTGAGE ASSOC	370,000	0.09	2	0.07
70 DAVID A KING, ATTORNEY	358,100	0.09	3	0.10
71 ALLSTATE TITLE GROUP LLC	347,900	0.08	2	0.07
72 TAYLOR & TAYLOR	341,600	0.08	12	0.40
73 WATSON TITLE INSURANCE	332,000	0.08	4	0.13
74 GULLETT TITLE INC	324,900	0.08	12	0.40
75 INTEGRITY TITLE & ESCROW	310,600	0.08	2	0.07
76 TRANSCONTINENTAL TITLE CO	302,500	0.07	3	0.10
77 LAWRENCE J BERNARD ESQ	296,300	0.07	4	0.13
78 CHER FL LLC	287,700	0.07	17	0.57
79 RYAN AND MARKS	282,900	0.07	2	0.07
80 LAND TITLE INFO SERVICES INC	230,300	0.06	3	0.10
81 ECHEVARRIA & ASSOCIATES PA	207,100	0.05	2	0.07
82 DAVID J STERN	199,600	0.05	6	0.20
83 NATIONS TITLE AGENCY	196,700	0.05	5	0.17
84 SHAPIRO & FISHMAN	195,100	0.05	2	0.07
85 WILLIAM T. BASFORD, JR, ATTY	187,200	0.05	4	0.13
86 H EDWARD GARVIN	181,200	0.04	6	0.20
87 THE TITLE COMPANY	180,200	0.04	2	0.07
88 MICHAEL L. BROOKS, ESQ	162,000	0.04	1	0.03
89 CRABTREE & BARTLETT	161,000	0.04	1	0.03
90 FABER & GITLITZ PA	152,400	0.04	2	0.07
91 J SCOTT TRIPLETT	151,900	0.04	1	0.03
92 WILLIAM K. GORDON, ESQ	128,600	0.03	11	0.37
93 SIMON D. ROTHSTEIN, ATTY	100,900	0.02	3	0.10
94 NORTH CENTRAL TITLE INC	100,500	0.02	5	0.17
95 MAGNOLIA POINT VENTURE LLC	100,000	0.02	2	0.07
96 SECURITY FIRST TITLE PARTNERS	98,500	0.02	1	0.03
97 PREMIER TITLE GROUP INC	62,500	0.02	1	0.03
98 GRADY H WILLIAMS	56,000	0.01	11	0.37

Clay

Closing Agent	--- -2005 YTD ---		--- -2005 YTD ---	
	Dollars	Percent	Trans	Percent
99 ACCELERATED TITLE COMPANY	44,000	0.01	3	0.10
100 JEFFREY P THOFNER ATTORNEY	38,700	0.01	1	0.03
101 MARVIN E KATZ ESQ	35,000	0.01	1	0.03
102 DALE G WESTLING SR PA	27,700	0.01	2	0.07
103 JAMES H DAVIE II ATTY	26,500	0.01	3	0.10
104 TITLE & ABSTRACT AGENCY/AMERICA	24,600	0.01	1	0.03
105 SUZANNE C QUINONEZ ESQ	22,000	0.01	10	0.34
106 FRANK MIRACK	12,500	0.00	2	0.07
107 TERRANCE A JONES ESQ	500	0.00	5	0.17
108 JOHN B MOSS ESQ	400	0.00	4	0.13
109 FIRST COAST TITLE SERVICES, INC	300	0.00	1	0.03
110 FORTRESS TITLE LC	300	0.00	3	0.10
111 RICHARD W COBB ATTY	300	0.00	3	0.10
112 FISHER TOUSEY LEAS & BALL PA	200	0.00	2	0.07
113 LAWYERS TITLE INSURANCE CORP	200	0.00	2	0.07
114 MICHAEL E GREEN ATTORNEY	200	0.00	2	0.07
115 BIVENS, ATWATER & WASHINGTON	100	0.00	1	0.03
116 CARPENTER & PARRISH P A	100	0.00	1	0.03
117 COCHRAN LAW PA	100	0.00	1	0.03
118 JAMES R THEIS SR ESQ	100	0.00	1	0.03
119 RICHARD C PEPER JR P.A.	100	0.00	1	0.03
120 TIMOTHY L FLANAGAN ESQ	100	0.00	1	0.03
121 UPCHURCH BAILEY & UPCHURCH PA	100	0.00	1	0.03
122 OTHER CLOSING AGENTS	66,026,000	16.05	587	19.78
Totals	411,460,500		2,968	

* Note: Represents the dollar volume of transactions closed involving the transfer/ sale of real estate, refinancings are not included.

Clay

Closing Agent	---- MAR 2005 ----		---- MAR 2004 ----		---- FEB 2005 ----		--- 2005 to Date ---	
	Trans	Percent	Trans	Percent	Trans	Percent	Trans	Percent
1 HEAD MOSS & FULTON	51	7.10	58	10.53	44	8.85	130	7.25
2 CLIFFORD B NEWTON PA	50	6.96	38	6.90	38	7.65	114	6.36
3 WATSON & OSBORNE	41	5.71	24	4.36	24	4.83	80	4.46
4 COMMERCE TITLE COMPANY	39	5.43	10	1.81	32	6.44	93	5.19
5 FIRST AMERICAN TITLE INSURANCE C	28	3.90	19	3.45	8	1.61	54	3.01
6 GLENN A TAYLOR P A	25	3.48	23	4.17	24	4.83	64	3.57
7 FOLEY & LARDNER	23	3.20			5	1.01	40	2.23
8 HOMEGUARD TITLE & TRUST	23	3.20			15	3.02	51	2.84
9 THOMAS C. SANTORO	21	2.92	24	4.36	18	3.62	54	3.01
10 SHEFFIELD & BOATRIGHT TITLE SERV	19	2.65	6	1.09	7	1.41	35	1.95
11 HAMILTON & BUTTNER PA	18	2.51			14	2.82	47	2.62
12 MAJIC SERVICES LC	16	2.23					16	0.89
13 B-D-R TITLE CORP.	14	1.95	9	1.63	17	3.42	52	2.90
14 FLEMING ISLAND TITLE CO	14	1.95	9	1.63	6	1.21	22	1.23
15 UNIVERSAL LAND TITLE INC	13	1.81	14	2.54	16	3.22	51	2.84
16 BARKER LAND TITLE & ESCROW INC	12	1.67					12	0.67
17 CRABTREE & FALLER	12	1.67	9	1.63	13	2.62	63	3.51
18 FIRST AMERICAN TITLE CO	12	1.67	17	3.09			29	1.62
19 ASSURANCE LAND TITLE & ESCROW IN	10	1.39	4	0.73	7	1.41	24	1.34
20 ADNORAM TITLE CO	9	1.25	9	1.63	5	1.01	20	1.12
21 DHI TITLE OF FLORIDA INC	9	1.25			4	0.80	24	1.34
22 ASSOCIATED LAND TITLE GROUP	7	0.97	2	0.36			17	0.95
23 CLERK OF COURT	7	0.97	3	0.54	4	0.80	17	0.95
24 PAUL D. NEWELL, ESQ	7	0.97	4	0.73	2	0.40	16	0.89
25 SECURITY TITLE AGENCY INC	7	0.97	4	0.73	2	0.40	11	0.61
26 CHICAGO TITLE INSURANCE CO	6	0.84			8	1.61	23	1.28
27 GIBRALTAR TITLE SERVICES INC	6	0.84	2	0.36	5	1.01	13	0.73
28 KEYSTONE TITLE OF KEYSTONE HEIGH	6	0.84	3	0.54	4	0.80	15	0.84
29 L.J. ARNOLD III, ESQ	6	0.84	4	0.73	5	1.01	11	0.61
30 REALTY TITLE SERVICES OF NE FLA	6	0.84	2	0.36	4	0.80	15	0.84
31 FULLER & ASSOCIATES	5	0.70	2	0.36	2	0.40	10	0.56
32 NORTH FLORIDA TITLE SERVICES INC	5	0.70	2	0.36	1	0.20	6	0.33
33 TITLE AMERICA OF JACKSONVILLE	5	0.70	4	0.73	3	0.60	9	0.50
34 DUANE C ROMANELLO PA	4	0.56	2	0.36	1	0.20	6	0.33
35 EQUITY TITLE PTNR OF NE FL LLC	4	0.56					4	0.22
36 ESTATE TITLE & TRUST	4	0.56	2	0.36			4	0.22
37 FRS	4	0.56	2	0.36	1	0.20	11	0.61
38 GULF COAST TITLE CLOSINGS & ESCR	4	0.56	6	1.09	2	0.40	9	0.50
39 GRADY H WILLIAMS	3	0.42	2	0.36	2	0.40	11	0.61
40 JOHN F TOLSON JR ESQ	3	0.42	2	0.36	2	0.40	8	0.45
41 MORTGAGE INFORMATION SERV INC	3	0.42			6	1.21	13	0.73
42 SOUTHERN TITLE HOLDING CO LLC	3	0.42			2	0.40	10	0.56
43 STEWART TITLE OF JACKSONVILLE	3	0.42	1	0.18			3	0.17
44 SUNSHINE TITLE CORP	3	0.42	1	0.18	3	0.60	12	0.67
45 ALLSTATE TITLE GROUP LLC	2	0.28	1	0.18			2	0.11
46 DALE S WILSON, P.A.	2	0.28	1	0.18	3	0.60	19	1.06
47 DENNIS L PRATT PA	2	0.28	1	0.18	2	0.40	9	0.50
48 FABER & GITLITZ PA	2	0.28					2	0.11
49 HARTLE REALTY TITLE INS AGENCY	2	0.28					4	0.22

Clay

Closing Agent	---- MAR 2005 ----		---- MAR 2004 ----		---- FEB 2005 ----		--- 2005 to Date ---	
	Trans	Percent	Trans	Percent	Trans	Percent	Trans	Percent
50 JOHN B MOSS ESQ	2	0.28	2	0.36	1	0.20	4	0.22
51 LAND TITLE OF AMERICA GROUP	2	0.28	1	0.18	1	0.20	4	0.22
52 RYAN AND MARKS	2	0.28	4	0.73			2	0.11
53 TAYLOR & TAYLOR	2	0.28			4	0.80	6	0.33
54 TAYLOR STEWART & HOUSTON	2	0.28					2	0.11
55 TERRANCE A JONES ESQ	2	0.28	1	0.18	1	0.20	3	0.17
56 TITLE CLEARINGHOUSE	2	0.28	1	0.18	2	0.40	7	0.39
57 ALAN B ALMAND P A	1	0.14	3	0.54			2	0.11
58 ALL FLORIDA TITLE SERVICES INC	1	0.14	3	0.54	2	0.40	5	0.28
59 BENCHMARK TITLE SERVICES INC	1	0.14	1	0.18			3	0.17
60 BIVENS, ATWATER & WASHINGTON	1	0.14					1	0.06
61 CHRISTOPHER J HURST PA	1	0.14	1	0.18			3	0.17
62 CRABTREE & BARTLETT	1	0.14					1	0.06
63 DAVID J STERN	1	0.14	2	0.36	1	0.20	2	0.11
64 ECHEVARRIA & ASSOCIATES PA	1	0.14	1	0.18			1	0.06
65 INTEGRITY TITLE & ESCROW	1	0.14					2	0.11
66 LAND TITLE INFO SERVICES INC	1	0.14	1	0.18	1	0.20	2	0.11
67 LANDSAFE TITLE OF FLORIDA INC	1	0.14			1	0.20	3	0.17
68 MICHAEL L. BROOKS, ESQ	1	0.14					1	0.06
69 MILLER & WILLIAMS	1	0.14			2	0.40	3	0.17
70 OBERDORFER & BARRY, P.A.	1	0.14	3	0.54			5	0.28
71 RICHARD C PEPER JR P.A.	1	0.14	1	0.18			1	0.06
72 RICHARD W COBB ATTY	1	0.14	1	0.18			2	0.11
73 SHAPIRO & FISHMAN	1	0.14	2	0.36	1	0.20	2	0.11
74 SUZANNE C QUINONEZ ESQ	1	0.14			3	0.60	5	0.28
75 WILLIAM T. BASFORD, JR, ATTY	1	0.14	1	0.18	2	0.40	3	0.17
76 ACCELERATED TITLE COMPANY			1	0.18	1	0.20	3	0.17
77 ALL FLORIDA TITLE AGENCY			8	1.45				
78 ATI TITLE COMPANY			3	0.54				
79 BURROW SERVICES			1	0.18				
80 COCHRAN LAW PA							1	0.06
81 DALE G WESTLING SR PA					1	0.20	2	0.11
82 DAVID A KING, ATTORNEY			1	0.18			2	0.11
83 ENTERPRISE TITLE & ESCROW INC			2	0.36				
84 FEDERAL NATIONAL MORTGAGE ASSOC			1	0.18	1	0.20	2	0.11
85 FIRST COAST TITLE SERVICES, INC			2	0.36			1	0.06
86 FISHER TOUSEY LEAS & BALL PA							2	0.11
87 FORD & JETER PA			5	0.91	1	0.20	4	0.22
88 FORD BOWLUS DUSS ETAL					1	0.20	3	0.17
89 FORTRESS TITLE LC			3	0.54				
90 FOUNDERS TITLE AGENCY					2	0.40	3	0.17
91 GARY L LEWIS ATTORNEY			1	0.18				
92 HOUSING & URBAN DEVELOPMENT/HUD			2	0.36				
93 HOWARD MARK FURMAN, ESQ							2	0.11
94 J SCOTT TRIPLETT					1	0.20	1	0.06
95 JAMES H DAVIE II ATTY			2	0.36			1	0.06
96 JAMES R THEIS SR ESQ			1	0.18	1	0.20	1	0.06
97 JEFFREY M LEUKEL ESQ			1	0.18				
98 JEFFREY P THOFNER ATTORNEY					1	0.20	1	0.06

Clay

Closing Agent	---- MAR 2005 ----		---- MAR 2004 ----		---- FEB 2005 ----		--- 2005 to Date ---	
	Trans	Percent	Trans	Percent	Trans	Percent	Trans	Percent
99 KASS SHULER SOLOMON ETAL PA			1	0.18				
100 LAWRENCE J BERNARD ESQ					1	0.20	3	0.17
101 LAWYERS TITLE INSURANCE CORP							2	0.11
102 MICHAEL E GREEN ATTORNEY							1	0.06
103 NATIONS TITLE AGENCY			1	0.18	3	0.60	3	0.17
104 PREFERRED REALTY TITLE AGENCY			1	0.18				
105 PREMIER TITLE GROUP INC			1	0.18				
106 PRESTIGE TITLE			1	0.18				
107 ROGERS TOWERS BAILEY JONES & GAY							3	0.17
108 SECURITY FIRST TITLE PARTNERS			11	2.00	1	0.20	1	0.06
109 SECURITY TITLE OF ORANGE PARK			3	0.54				
110 SOUTHERN TITLE			5	0.91				
111 THE EDWARDS LAW FIRM PA			9	1.63				
112 TIMOTHY L FLANAGAN ESQ					1	0.20	1	0.06
113 TIMOTHY P KELLY ESQ							1	0.06
114 TITLE & ABSTRACT AGENCY/AMERICA							1	0.06
115 TODD WATSON ATTORNEY			1	0.18				
116 TRANSCONTINENTAL TITLE CO			4	0.73	1	0.20	3	0.17
117 UNIVERSAL TITLE SERV OF NORTH FL			1	0.18				
118 WATSON TITLE INSURANCE			2	0.36	1	0.20	2	0.11
119 WILLIAM A HAMILTON III			33	5.99	2	0.40	4	0.22
120 OTHER CLOSING AGENTS	105	14.62	88	15.97	94	18.91	299	16.68
Totals	718		551		497		1,793	

* Note: Represents the number of transactions closed involving the transfer/ sale of real estate, refinancings are not included.

Clay

Closing Agent	---- MAR 2005 ----		---- MAR 2004 ----		---- FEB 2005 ----		--- 2005 to Date ---		
	Total Dollar	Market Share %	Total Dollar	Market Share %	Total Dollar	Market Share %	Total Dollar	Market Share %	
1	CLIFFORD B NEWTON PA	10,881,500	9.62	7,515,800	9.68	7,937,400	10.23	25,152,900	9.07
2	HEAD MOSS & FULTON	10,744,100	9.50	10,526,900	13.56	7,801,500	10.06	25,081,400	9.04
3	COMMERCE TITLE COMPANY	8,350,000	7.38	1,989,400	2.56	6,608,800	8.52	19,322,600	6.97
4	WATSON & OSBORNE	6,832,000	6.04	3,286,100	4.23	4,017,500	5.18	12,954,000	4.67
5	HOMEGUARD TITLE & TRUST	5,119,700	4.52			2,881,400	3.72	10,711,600	3.86
6	GLENN A TAYLOR P A	4,541,800	4.01	4,061,400	5.23	4,131,400	5.33	10,977,500	3.96
7	FIRST AMERICAN TITLE INSURANCE C	4,458,100	3.94	2,340,500	3.01	1,458,100	1.88	8,814,000	3.18
8	THOMAS C. SANTORO	3,790,000	3.35	2,863,000	3.69	2,955,900	3.81	8,603,600	3.10
9	SHEFFIELD & BOATRIGHT TITLE SERV	3,666,700	3.24	1,482,100	1.91	1,426,500	1.84	6,961,600	2.51
10	B-D-R TITLE CORP.	3,297,100	2.91	1,881,000	2.42	4,323,200	5.57	12,372,500	4.46
11	FOLEY & LARDNER	3,286,600	2.90			744,500	0.96	5,667,700	2.04
12	HAMILTON & BUTTNER PA	3,044,600	2.69			4,692,900	6.05	10,749,800	3.88
13	FIRST AMERICAN TITLE CO	2,809,000	2.48	3,314,900	4.27			6,594,800	2.38
14	UNIVERSAL LAND TITLE INC	2,562,700	2.26	3,083,200	3.97	4,125,300	5.32	11,237,200	4.05
15	FLEMING ISLAND TITLE CO	2,314,600	2.05	1,773,500	2.28	1,363,000	1.76	3,936,400	1.42
16	CRABTREE & FALLER	2,286,500	2.02	2,006,900	2.59	1,956,500	2.52	11,779,900	4.25
17	BARKER LAND TITLE & ESCROW INC	2,250,800	1.99					2,250,800	0.81
18	MAJIC SERVICES LC	1,583,700	1.40					1,583,700	0.57
19	DHI TITLE OF FLORIDA INC	1,332,700	1.18			537,200	0.69	3,405,000	1.23
20	ASSOCIATED LAND TITLE GROUP	1,178,400	1.04	293,600	0.38			2,848,800	1.03
21	ASSURANCE LAND TITLE & ESCROW IN	1,145,600	1.01	396,000	0.51	760,100	0.98	2,780,200	1.00
22	ADNORAM TITLE CO	1,140,600	1.01	1,103,500	1.42	715,600	0.92	2,822,500	1.02
23	GIBRALTAR TITLE SERVICES INC	1,139,900	1.01	258,800	0.33	1,040,400	1.34	2,596,800	0.94
24	SECURITY TITLE AGENCY INC	1,137,200	1.01	845,800	1.09	670,000	0.86	1,932,500	0.70
25	CHICAGO TITLE INSURANCE CO	1,038,600	0.92			1,350,400	1.74	4,044,400	1.46
26	SOUTHERN TITLE HOLDING CO LLC	980,300	0.87			412,800	0.53	2,655,000	0.96
27	KEYSTONE TITLE OF KEYSTONE HEIGH	894,500	0.79	319,400	0.41	194,000	0.25	1,576,700	0.57
28	GULF COAST TITLE CLOSINGS & ESCR	800,700	0.71	814,800	1.05	255,000	0.33	1,751,900	0.63
29	NORTH FLORIDA TITLE SERVICES INC	762,000	0.67	120,100	0.15	249,900	0.32	1,011,900	0.36
30	REALTY TITLE SERVICES OF NE FLA	738,500	0.65	364,700	0.47	623,000	0.80	2,399,100	0.86
31	FRS	732,000	0.65	310,800	0.40	273,500	0.35	2,775,500	1.00
32	L.J. ARNOLD III, ESQ	725,600	0.64	477,000	0.61	486,500	0.63	1,212,100	0.44
33	FULLER & ASSOCIATES	724,100	0.64	91,100	0.12	184,600	0.24	1,168,300	0.42
34	ESTATE TITLE & TRUST	714,400	0.63	505,000	0.65			714,400	0.26
35	PAUL D. NEWELL, ESQ	705,700	0.62	330,300	0.43	303,700	0.39	1,784,900	0.64
36	CLERK OF COURT	647,800	0.57	232,700	0.30	246,300	0.32	894,700	0.32
37	STEWART TITLE OF JACKSONVILLE	626,900	0.55	270,000	0.35			626,900	0.23
38	TITLE AMERICA OF JACKSONVILLE	595,100	0.53	247,100	0.32	605,100	0.78	1,687,700	0.61
39	EQUITY TITLE PTNR OF NE FL LLC	565,500	0.50					565,500	0.20
40	TAYLOR STEWART & HOUSTON	485,000	0.43					485,000	0.17
41	HARTLE REALTY TITLE INS AGENCY	424,900	0.38					751,400	0.27
42	SUNSHINE TITLE CORP	418,100	0.37	278,000	0.36	505,000	0.65	1,213,400	0.44
43	DUANE C ROMANELLO PA	391,900	0.35	48,600	0.06	141,000	0.18	683,900	0.25
44	ALLSTATE TITLE GROUP LLC	347,900	0.31	235,100	0.30			347,900	0.13
45	RYAN AND MARKS	282,900	0.25	442,900	0.57			282,900	0.10
46	TITLE CLEARINGHOUSE	268,000	0.24	100	0.00	239,500	0.31	708,100	0.26
47	LAND TITLE INFO SERVICES INC	174,000	0.15	75,000	0.10	28,300	0.04	202,300	0.07
48	LANDSAFE TITLE OF FLORIDA INC	165,900	0.15			99,900	0.13	394,800	0.14
49	MICHAEL L. BROOKS, ESQ	162,000	0.14					162,000	0.06

Clay

Closing Agent	---- MAR 2005 ----		---- MAR 2004 ----		---- FEB 2005 ----		--- 2005 to Date ---		
	Total Dollar	Market Share %	Total Dollar	Market Share %	Total Dollar	Market Share %	Total Dollar	Market Share %	
50	CRABTREE & BARTLETT	161,000	0.14				161,000	0.06	
51	FABER & GITLITZ PA	152,400	0.13				152,400	0.05	
52	DENNIS L PRATT PA	146,400	0.13	124,000	0.16	282,800	0.36	1,555,200	0.56
53	ALAN B ALMAND P A	145,000	0.13	761,000	0.98			320,000	0.12
54	ECHAVARRIA & ASSOCIATES PA	143,100	0.13	100	0.00			143,100	0.05
55	MILLER & WILLIAMS	139,900	0.12			401,400	0.52	541,300	0.20
56	CHRISTOPHER J HURST PA	131,000	0.12	153,000	0.20			602,900	0.22
57	SHAPIRO & FISHMAN	120,100	0.11	258,000	0.33	75,000	0.10	195,100	0.07
58	JOHN F TOLSON JR ESQ	112,600	0.10	345,500	0.45	272,500	0.35	764,600	0.28
59	BENCHMARK TITLE SERVICES INC	111,000	0.10	152,900	0.20			561,700	0.20
60	OBERDORFER & BARRY, P.A.	110,000	0.10	558,000	0.72			751,700	0.27
61	MORTGAGE INFORMATION SERV INC	108,000	0.10			212,800	0.27	360,700	0.13
62	WILLIAM T. BASFORD, JR., ATTY	107,000	0.09	100	0.00	80,100	0.10	187,100	0.07
63	LAND TITLE OF AMERICA GROUP	106,100	0.09	209,000	0.27	171,000	0.22	362,100	0.13
64	DAVID J STERN	90,400	0.08	79,100	0.10	100	0.00	90,500	0.03
65	ALL FLORIDA TITLE SERVICES INC	70,000	0.06	747,500	0.96	324,500	0.42	746,000	0.27
66	GRADY H WILLIAMS	55,200	0.05	105,100	0.14	200	0.00	56,000	0.02
67	INTEGRITY TITLE & ESCROW	50,000	0.04					310,600	0.11
68	DALE S WILSON, P.A.	40,100	0.04	100	0.00	449,100	0.58	974,800	0.35
69	JOHN B MOSS ESQ	200	0.00	200	0.00	100	0.00	400	0.00
70	TAYLOR & TAYLOR	200	0.00			30,200	0.04	30,400	0.01
71	TERRANCE A JONES ESQ	200	0.00	100	0.00	100	0.00	300	0.00
72	BIVENS, ATWATER & WASHINGTON	100	0.00					100	0.00
73	RICHARD C PEPER JR P.A.	100	0.00	100	0.00			100	0.00
74	RICHARD W COBB ATTY	100	0.00	100	0.00			200	0.00
75	SUZANNE C QUINONEZ ESQ	100	0.00			300	0.00	500	0.00
76	ACCELERATED TITLE COMPANY			39,200	0.05	43,800	0.06	44,000	0.02
77	ALL FLORIDA TITLE AGENCY			2,560,100	3.30				
78	ATI TITLE COMPANY			214,600	0.28				
79	BURROW SERVICES			230,000	0.30				
80	COCHRAN LAW PA							100	0.00
81	DALE G WESTLING SR PA					27,600	0.04	27,700	0.01
82	DAVID A KING, ATTORNEY			325,000	0.42			8,100	0.00
83	ENTERPRISE TITLE & ESCROW INC			225,000	0.29				
84	FEDERAL NATIONAL MORTGAGE ASSOC			93,000	0.12	130,000	0.17	370,000	0.13
85	FIRST COAST TITLE SERVICES, INC			96,000	0.12			300	0.00
86	FISHER TOUSEY LEAS & BALL PA							200	0.00
87	FORD & JETER PA			737,900	0.95	185,000	0.24	694,000	0.25
88	FORD BOWLUS DUSS ETAL					183,000	0.24	660,100	0.24
89	FORTRESS TITLE LC			459,000	0.59				
90	FOUNDERS TITLE AGENCY					634,700	0.82	1,079,700	0.39
91	GARY L LEWIS ATTORNEY			100	0.00				
92	HOUSING & URBAN DEVELOPMENT/HUD			156,100	0.20				
93	HOWARD MARK FURMAN, ESQ							515,000	0.19
94	J SCOTT TRIPLETT					151,900	0.20	151,900	0.05
95	JAMES H DAVIE II ATTY			200	0.00			2,000	0.00
96	JAMES R THEIS SR ESQ			100	0.00	100	0.00	100	0.00
97	JEFFREY M LEUKEL ESQ			100	0.00				
98	JEFFREY P THOFNER ATTORNEY					38,700	0.05	38,700	0.01

Clay

Closing Agent	---- MAR 2005 ----		---- MAR 2004 ----		---- FEB 2005 ----		--- 2005 to Date ---	
	Total Dollar	Market Share %	Total Dollar	Market Share %	Total Dollar	Market Share %	Total Dollar	Market Share %
99 KASS SHULER SOLOMON ETAL PA			35,300	0.05				
100 LAWRENCE J BERNARD ESQ					100	0.00	266,300	0.10
101 LAWYERS TITLE INSURANCE CORP							200	0.00
102 MICHAEL E GREEN ATTORNEY							100	0.00
103 NATIONS TITLE AGENCY			100	0.00	130,200	0.17	130,200	0.05
104 PREFERRED REALTY TITLE AGENCY			90,000	0.12				
105 PREMIER TITLE GROUP INC			82,000	0.11				
106 PRESTIGE TITLE			131,000	0.17				
107 ROGERS TOWERS BAILEY JONES & GAY							1,430,100	0.52
108 SECURITY FIRST TITLE PARTNERS			1,720,200	2.22	98,500	0.13	98,500	0.04
109 SECURITY TITLE OF ORANGE PARK			335,600	0.43				
110 SOUTHERN TITLE			1,040,900	1.34				
111 THE EDWARDS LAW FIRM PA			75,800	0.10				
112 TIMOTHY L FLANAGAN ESQ					100	0.00	100	0.00
113 TIMOTHY P KELLY ESQ							98,000	0.04
114 TITLE & ABSTRACT AGENCY/AMERICA							24,600	0.01
115 TODD WATSON ATTORNEY			100	0.00				
116 TRANSCONTINENTAL TITLE CO			49,500	0.06	65,000	0.08	302,500	0.11
117 UNIVERSAL TITLE SERV OF NORTH FL			95,500	0.12				
118 WATSON TITLE INSURANCE			73,100	0.09	126,000	0.16	250,000	0.09
119 WILLIAM A HAMILTON III			6,614,300	8.52	361,800	0.47	550,800	0.20
120 OTHER CLOSING AGENTS	7,786,000	6.88	4,470,700	5.76	6,737,500	8.69	20,519,700	7.40
Totals	113,152,500		77,629,500		77,559,900		277,370,300	

* Note: Represents the dollar volume of transactions closed involving the transfer/ sale of real estate, refinancings are not included.

Clay

Closing Agent	2004		2005		Ratio 2005 to 2004
	JAN - DEC	Share	JAN - MAR	Share	
ACCELERATED TITLE COMPANY	982,700	.07%	140,200	.05%	.31
ADNORAM TITLE CO	12,199,200	.81%	3,250,900	1.07%	.87
ADVANCED TITLE RESEARCH SERVICES	216,600	.01%	36,800	.01%	
AKIN GUMP STRAUSS ETAL	14,943,600	1.00%	14,943,600	4.90%	
ALAN B ALMAND P A	14,849,100	.99%	2,746,400	.90%	.71
ALL FLORIDA TITLE AGENCY	7,930,000	.53%	4,196,000	1.38%	
ALL FLORIDA TITLE SERVICES INC	4,070,600	.27%	1,143,200	.38%	.65
ALLSTATE TITLE GROUP LLC	1,383,200	.09%	245,100	.08%	1.42
AMERICAN HOME TITLE & ESCROW CO	4,991,400	.33%			
AMERICAN LAND SALES INC	155,800	.01%	64,200	.02%	
AMERICAN SURETY LAND TITLE INC	209,000	.01%			
ANSBACHER & SCHNEIDER PA	8,945,000	.60%			
ASSOCIATED LAND TITLE GROUP	16,962,300	1.13%	2,483,000	.81%	1.26
ASSURANCE LAND TITLE & ESCROW IN	17,428,100	1.16%	2,497,200	.82%	1.71
ATI TITLE COMPANY	668,600	.04%	263,600	.09%	
B-D-R TITLE CORP.	34,877,600	2.32%	8,521,900	2.80%	1.62
BAKER TITLE & ESCROW CO INC	200	.00%	200	.00%	
BARKER LAND TITLE & ESCROW INC					2,445,800
BARKER TITLE & ABSTRACT	287,000	.02%			.59%
BENCHMARK TITLE SERVICES INC	1,631,400	.11%	405,400	.13%	1.39
BIVENS, ATWATER & WASHINGTON					561,700
BLACKBURN & BLACKBURN	155,000	.01%	155,000	.05%	.14%
BURROW SERVICES	4,246,800	.28%	735,000	.24%	.00%
BUSCHMAN AHERN PERSONS ETAL	2,044,800	.14%			100
CARPENTER & PARRISH P A	7,800	.00%			.26%
CENTEX HOMES	10,683,200	.71%	4,252,000	1.40%	.07%
CHER FL LLC	779,000	.05%	237,200	.08%	.58%
CHICAGO TITLE INSURANCE CO	6,306,800	.42%			287,700
CHRISTOPHER J HURST PA	4,251,100	.28%	844,300	.28%	.99%
CLERK OF COURT	4,607,300	.31%	1,020,300	.33%	.36%
CLIFFORD B NEWTON PA	83,146,000	5.54%	18,145,600	5.95%	.23%
COCHRAN LAW PA	111,600	.01%			961,000
CODILIS & STAWIARSKI PA	300	.00%			6.22%
COMMERCE TITLE COMPANY	29,496,800	1.97%	5,037,300	1.65%	1.41
CRABTREE & BARTLETT	700,000	.05%			100
CRABTREE & FALLER	32,437,600	2.16%	3,775,700	1.24%	.00%
DALE A BEARDSLEY	613,100	.04%	35,600	.01%	.04%
DALE G WESTLING SR PA	90,600	.01%			161,000
DALE S WILSON, P.A.	7,035,600	.47%	656,400	.22%	.01%
DAVID A KING, ATTORNEY	2,824,900	.19%	1,182,200	.39%	.31%
DAVID J STERN	1,155,700	.08%	213,100	.07%	.09%
DEBORAH W TAYLOR ATTORNEY	1,300,100	.09%	350,100	.11%	.05%
DENNIS L PRATT PA	3,969,400	.26%	374,000	.12%	.94
DHI TITLE OF FLORIDA INC	14,390,000	.96%			199,600
DUANE C ROMANELLO PA	2,449,800	.16%	647,000	.21%	.38%
EACHEVARRIA & ASSOCIATES PA	600	.00%	100	.00%	4.16
EMMANUEL SHEPPARD & CONDON	2,527,900	.17%	39,900	.01%	.83%
ENTERPRISE TITLE & ESCROW INC	1,133,600	.08%	225,000	.07%	.24%
EQUITY TITLE PTNR OF NE FL LLC					990,600
					207,100
					.05%
					2071.00
					.13%
					13.42
					.14%

Clay

Closing Agent	2004		2005		Ratio 2005 to 2004
	JAN - DEC	Share	JAN - MAR	Share	
EQUITY TITLE/SOUTHEAST	100,000	.01%			
ESTATE TITLE & GUARANTY INC	640,600	.04%			
ESTATE TITLE & TRUST	11,611,800	.77%	1,540,800	.51%	.46
FABER & GITLITZ PA	276,200	.02%	99,200	.03%	1.54
FAIRVIEW TITLE COMPANY	89,900	.01%			
FEDERAL NATIONAL MORTGAGE ASSOC	966,900	.06%	339,800	.11%	1.09
FIRST AMERICAN TITLE CO	31,757,600	2.12%	10,544,600	3.46%	.63
FIRST AMERICAN TITLE INSURANCE C	29,535,900	1.97%	4,961,700	1.63%	1.94
FIRST COAST TITLE SERVICES, INC	1,071,900	.07%	390,400	.13%	.00
FISHER TOUSEY LEAS & BALL PA	120,600	.01%			
FLEMING ISLAND - MLC INC	1,222,900	.08%	300,000	.10%	
FLEMING ISLAND TITLE CO	19,139,400	1.28%	3,513,300	1.15%	1.27
FOLEY & LARDNER	15,405,400	1.03%	7,082,300	2.32%	1.51
FORD & JETER PA	10,193,400	.68%	1,741,000	.57%	.40
FORD BOWLUS DUSS ETAL	4,152,500	.28%			
FORTRESS TITLE LC	2,554,600	.17%	986,600	.32%	.00
FOUNDERS TITLE AGENCY					
FRANK MIRACK	3,100	.00%			
FRS	5,555,400	.37%	310,800	.10%	8.93
FULLER & ASSOCIATES	11,920,500	.79%	1,824,900	.60%	.78
GARTNER BROCK & SIMON	12,889,700	.86%	200,000	.07%	33.15
GARY L LEWIS ATTORNEY	800	.00%	800	.00%	
GIBRALTAR TITLE SERVICES INC	10,689,900	.71%	1,298,700	.43%	2.18
GLENN A TAYLOR P A	61,624,300	4.11%	10,986,000	3.60%	1.04
GOODSON & MANLEY PLC	500	.00%			
GRADY H WILLIAMS	2,260,500	.15%	135,400	.04%	.41
GULF COAST TITLE CLOSINGS & ESCR	5,365,800	.36%	2,059,600	.68%	.98
GULF COAST TITLE SERVICES INC	2,643,200	.18%			
GULFATLANTIC	210,000	.01%	210,000	.07%	
GULLETT TITLE INC	395,700	.03%	53,500	.02%	6.07
H EDWARD GARVIN	366,400	.02%	292,800	.10%	.62
HAMILTON & BUTTNER PA	33,794,100	2.25%			
HARTLE REALTY TITLE INS AGENCY	1,732,100	.12%	166,900	.05%	4.86
HEAD MOSS & FULTON	150,949,900	10.06%	32,790,100	10.76%	1.16
HOLLAND & KNIGHT	3,978,500	.27%			
HOMEGUARD TITLE & TRUST	6,188,800	.41%			
HOUSING & URBAN DEVELOPMENT/HUD	1,389,300	.09%	710,500	.23%	
HOWARD MARK FURMAN, ESQ	378,000	.03%			
INTEGRITY TITLE & ESCROW	739,200	.05%			
J SCOTT TRIPLETT	45,000	.00%	45,000	.01%	3.38
JAMES H DAVIE II ATTY	259,500	.02%	101,600	.03%	.26
JAMES R THEIS SR ESQ	79,300	.01%	100	.00%	1.00
JEFFREY D SMITH	100	.00%	100	.00%	
JEFFREY M LEUKEL ESQ	251,300	.02%	155,500	.05%	
JEFFREY P THOFNER ATTORNEY					
JOHN B MOSS ESQ	160,400	.01%	500	.00%	.80
JOHN F TOLSON JR ESQ	10,076,900	.67%	2,970,700	.97%	.46
KASS SHULER SOLOMON ETAL PA	220,000	.01%	35,500	.01%	
KATTMAN & ESHELMAN, PA	100	.00%	100	.00%	

Clay

Closing Agent	2004		2005		Ratio 2005 to 2004
	JAN - DEC	Share	JAN - MAR	Share	
KEYSTONE TITLE OF KEYSTONE HEIGH	12,639,400	.84%	1,590,700	.52%	4,218,400 1.03% 2.65
KOPELOUSOS HEAD SMITH ET AL	100	.00%			
L.J. ARNOLD III, ESQ	13,149,600	.88%	3,435,000	1.13%	2,107,400 .51% .61
LAND TITLE INFO SERVICES INC	957,900	.06%	210,000	.07%	230,300 .06% 1.10
LAND TITLE OF AMERICA GROUP	2,250,500	.15%	973,800	.32%	485,200 .12% .50
LANDSAFE TITLE OF FLORIDA INC	703,400	.05%			394,800 .10%
LAWRENCE J BERNARD ESQ	1,044,800	.07%			296,300 .07%
LAWYERS TITLE INSURANCE CORP	88,700	.01%			200 .00%
M LEE FAGAN	380,500	.03%			
MAGNOLIA POINT VENTURE LLC	6,121,800	.41%	2,995,000	.98%	100,000 .02% .03
MAJIC SERVICES LC					1,583,700 .38%
MARVIN E KATZ ESQ	327,000	.02%			35,000 .01%
MICHAEL E GREEN ATTORNEY	40,000	.00%	39,900	.01%	200 .00% .01
MICHAEL L. BROOKS, ESQ	100	.00%	100	.00%	162,000 .04% 1620.00
MILLER & WILLIAMS	1,221,500	.08%			671,200 .16%
MORFORD & WHITEFIELD PA	86,200	.01%			
MORTGAGE INFORMATION SERV INC	379,300	.03%			397,600 .10%
NATIONS TITLE AGENCY	411,000	.03%	100	.00%	196,700 .05% 1967.00
NETWORK CLOSING SERVICES INC	85,800	.01%			
NEW HOUSE TITLE LLC	618,400	.04%	41,900	.01%	
NORTH CENTRAL TITLE INC	7,054,300	.47%	2,247,100	.74%	100,500 .02% .04
NORTH FLORIDA TITLE SERVICES INC	3,591,900	.24%	769,700	.25%	1,011,900 .25% 1.31
OBERDORFER & BARRY, P.A.	8,517,400	.57%	1,002,400	.33%	1,178,000 .29% 1.18
OLDE TOWNE TITLE CO	110,000	.01%			
OSCEOLA LAND TITLE INC	252,200	.02%			
PAPPAS METCALF JENKS & MILLER PA	77,053,300	5.14%	5,894,600	1.93%	5,400,300 1.31% .92
PATRICK J ONEILL	21,100	.00%	100	.00%	
PAUL B MAHOLCHIC	64,600	.00%	39,500	.01%	
PAUL D. NEWELL, ESQ	10,481,300	.70%	1,853,600	.61%	6,684,300 1.62% 3.61
PREFERRED REALTY TITLE AGENCY	760,000	.05%	491,000	.16%	
PREMIER TITLE GROUP INC	1,700,100	.11%	399,400	.13%	62,500 .02% .16
PRESTIGE TITLE	1,287,800	.09%	324,700	.11%	
REALTY TITLE SERVICES OF NE FLA	18,504,600	1.23%	2,439,600	.80%	5,962,000 1.45% 2.44
RICHARD C PEPER JR P.A.	300	.00%	200	.00%	100 .00% .50
RICHARD W COBB ATTY	12,000	.00%	10,000	.00%	300 .00% .03
ROGERS TOWERS BAILEY JONES & GAY	11,201,700	.75%	692,600	.23%	1,597,100 .39% 2.31
RYAN AND MARKS	7,100,300	.47%	2,116,000	.69%	282,900 .07% .13
SALVATORE R GOMES	4,800	.00%			
SCRUGGS & CARMICHAEL PA	4,400	.00%	100	.00%	
SECURITY FIRST TITLE PARTNERS	31,062,700	2.07%	4,199,200	1.38%	98,500 .02% .02
SECURITY TITLE AGENCY INC	9,998,200	.67%	3,109,500	1.02%	2,310,500 .56% .74
SECURITY TITLE OF ORANGE PARK	1,946,100	.13%	1,010,400	.33%	
SHAPIRO & FISHMAN	718,900	.05%	313,100	.10%	195,100 .05% .62
SHEFFIELD & BOATRIGHT TITLE SERV	23,693,300	1.58%	3,125,800	1.03%	8,451,100 2.05% 2.70
SIMON D. ROTHSTEIN, ATTY	580,400	.04%	358,600	.12%	100,900 .02% .28
SMITH GAMBRELL & RUSSELL LLP	325,200	.02%	100	.00%	
SOUTHERN TITLE	3,115,000	.21%	2,631,200	.86%	
SOUTHERN TITLE HOLDING CO LLC	5,340,600	.36%			4,565,400 1.11%
STEPHEN A SCOTT ESQ	177,100	.01%			

Clay

Closing Agent	2004		2005		Ratio 2005 to 2004	
	JAN - DEC	Share	JAN - MAR	Share		
STEWART TITLE OF JACKSONVILLE	744,000	.05%	270,000	.09%	626,900 .15%	2.32
SUN STATE TITLE & ABSTRACT INC	447,100	.03%				
SUNSHINE TITLE CORP	4,047,700	.27%	668,700	.22%	1,760,400 .43%	2.63
SUZANNE C QUINONEZ ESQ	1,282,300	.09%	500	.00%	22,000 .01%	44.00
SWIFT LEGAL CLINIC	200	.00%	100	.00%		
TAYLOR & TAYLOR	1,176,300	.08%	274,500	.09%	341,600 .08%	1.24
TAYLOR STEWART & HOUSTON	3,680,800	.25%			1,085,000 .26%	
TERRANCE A JONES ESQ	75,900	.01%	400	.00%	500 .00%	1.25
THE EDWARDS LAW FIRM PA	83,700	.01%	76,800	.03%		
THE TITLE COMPANY	1,416,500	.09%			180,200 .04%	
THOMAS C. SANTORO	53,508,200	3.57%	8,761,400	2.87%	9,242,900 2.25%	1.05
TIMOTHY L FLANAGAN ESQ	600	.00%			100 .00%	
TIMOTHY P KELLY ESQ	238,200	.02%			403,000 .10%	
TITLE & ABSTRACT AGENCY/AMERICA	155,500	.01%			24,600 .01%	
TITLE AMERICA OF JACKSONVILLE	5,669,200	.38%	592,100	.19%	1,894,000 .46%	3.20
TITLE CLEARINGHOUSE	2,562,500	.17%	149,100	.05%	708,100 .17%	4.75
TODD WATSON ATTORNEY	300	.00%	100	.00%		
TRANSCONTINENTAL TITLE CO	815,300	.05%	172,000	.06%	302,500 .07%	1.76
U S TITLE & ESCROW	194,100	.01%	68,900	.02%		
UNIVERSAL LAND TITLE INC	24,572,200	1.64%	8,417,800	2.76%	12,870,200 3.13%	1.53
UNIVERSAL TITLE SERV OF NORTH FL	1,399,900	.09%	955,900	.31%		
UPCHURCH BAILEY & UPCHURCH PA	2,300,100	.15%			100 .00%	
VA CHIEF	512,400	.03%	192,000	.06%		
VISION TITLE	367,500	.02%				
WATSON & OSBORNE	48,525,800	3.23%	9,121,900	2.99%	14,407,700 3.50%	1.58
WATSON TITLE INSURANCE	1,021,600	.07%	243,000	.08%	332,000 .08%	1.37
WILLIAM A HAMILTON III	44,115,700	2.94%	17,252,400	5.66%	891,200 .22%	.05
WILLIAM H GRANT III	100	.00%				
WILLIAM K. GORDON, ESQ	1,318,900	.09%	392,900	.13%	128,600 .03%	.33
WILLIAM L THOMPSON JR ESQ	1,048,000	.07%	48,000	.02%		
WILLIAM T. BASFORD, JR, ATTY	230,800	.02%	200	.00%	187,200 .05%	936.00
OTHER CLOSING AGENTS	221,579,600	14.77%	50,114,200	16.44%	66,026,000 16.05%	1.32
Totals	1,500,481,300		304,800,200		411,460,500	1.35

Clay

Closing Agent	2004		2005		Ratio 2005 to 2004
	JAN - DEC	Share	JAN - MAR	Share	
ACCELERATED TITLE COMPANY	18	.17%	6	.25%	.50
ADNORAM TITLE CO	97	.90%	27	1.12%	.74
ADVANCED TITLE RESEARCH SERVICES	4	.04%	1	.04%	
AKIN GUMP STRAUSS ETAL	1	.01%	1	.04%	
ALAN B ALMAND P A	64	.59%	9	.37%	.89
ALL FLORIDA TITLE AGENCY	28	.26%	17	.70%	
ALL FLORIDA TITLE SERVICES INC	33	.31%	9	.37%	.56
ALLSTATE TITLE GROUP LLC	12	.11%	2	.08%	1.00
AMERICAN HOME TITLE & ESCROW CO	31	.29%			
AMERICAN LAND SALES INC	7	.06%	4	.17%	
AMERICAN SURETY LAND TITLE INC	3	.03%			
ANSBACHER & SCHNEIDER PA	6	.06%			
ASSOCIATED LAND TITLE GROUP	107	.99%	16	.66%	1.31
ASSURANCE LAND TITLE & ESCROW IN	178	1.65%	42	1.74%	1.31
ATI TITLE COMPANY	7	.06%	4	.17%	
B-D-R TITLE CORP.	150	1.39%	36	1.49%	1.64
BAKER TITLE & ESCROW CO INC	2	.02%	2	.08%	
BARKER LAND TITLE & ESCROW INC					13
BARKER TITLE & ABSTRACT	1	.01%			
BENCHMARK TITLE SERVICES INC	10	.09%	3	.12%	1.00
BIVENS, ATWATER & WASHINGTON					1
BLACKBURN & BLACKBURN	2	.02%	2	.08%	
BURROW SERVICES	15	.14%	3	.12%	
BUSCHMAN AHERN PERSONS ETAL	9	.08%			2
CARPENTER & PARRISH P A	1	.01%			1
CENTEX HOMES	10	.09%	2	.08%	2.00
CHER FL LLC	28	.26%	9	.37%	1.89
CHICAGO TITLE INSURANCE CO	37	.34%			24
CHRISTOPHER J HURST PA	23	.21%	4	.17%	2.25
CLERK OF COURT	245	2.27%	72	2.98%	.49
CLIFFORD B NEWTON PA	389	3.60%	102	4.23%	1.18
COCHRAN LAW PA	18	.17%			1
CODILIS & STAWIARSKI PA	3	.03%			
COMMERCE TITLE COMPANY	125	1.16%	26	1.08%	3.62
CRABTREE & BARTLETT	6	.06%			1
CRABTREE & FALLER	153	1.42%	17	.70%	6.24
DALE A BEARDSLEY	17	.16%	2	.08%	
DALE G WESTLING SR PA	7	.06%			2
DALE S WILSON, P.A.	136	1.26%	28	1.16%	1.07
DAVID A KING, ATTORNEY	15	.14%	7	.29%	.43
DAVID J STERN	44	.41%	13	.54%	.46
DEBORAH W TAYLOR ATTORNEY	8	.07%	2	.08%	
DENNIS L PRATT PA	24	.22%	2	.08%	4.50
DHI TITLE OF FLORIDA INC	92	.85%			24
DUANE C ROMANELLO PA	39	.36%	10	.41%	1.40
EACHEVARRIA & ASSOCIATES PA	6	.06%	1	.04%	2.00
EMMANUEL SHEPPARD & CONDON	6	.06%	1	.04%	1.00
ENTERPRISE TITLE & ESCROW INC	9	.08%	2	.08%	
EQUITY TITLE PTNR OF NE FL LLC					5

Clay

Closing Agent	2004		2005		Ratio 2005 to 2004
	JAN - DEC	Share	JAN - MAR	Share	
EQUITY TITLE/SOUTHEAST	1	.01%			
ESTATE TITLE & GUARANTY INC	5	.05%			
ESTATE TITLE & TRUST	69	.64%	8	.33%	.50
FABER & GITLITZ PA	8	.07%	1	.04%	2.00
FAIRVIEW TITLE COMPANY	1	.01%			
FEDERAL NATIONAL MORTGAGE ASSOC	14	.13%	4	.17%	.50
FIRST AMERICAN TITLE CO	144	1.33%	53	2.20%	.58
FIRST AMERICAN TITLE INSURANCE C	265	2.45%	50	2.07%	1.44
FIRST COAST TITLE SERVICES, INC	11	.10%	5	.21%	.20
FISHER TOUSEY LEAS & BALL PA	7	.06%			
FLEMING ISLAND - MLC INC	5	.05%	1	.04%	
FLEMING ISLAND TITLE CO	138	1.28%	30	1.24%	1.03
FOLEY & LARDNER	55	.51%	2	.08%	21.00
FORD & JETER PA	71	.66%	14	.58%	.29
FORD BOWLUS DUSS ETAL	27	.25%			
FORTRESS TITLE LC	17	.16%	7	.29%	.43
FOUNDERS TITLE AGENCY					137
FRANK MIRACK	3	.03%			2
FRS	23	.21%	2	.08%	11
FULLER & ASSOCIATES	110	1.02%	24	.99%	14
GARTNER BROCK & SIMON	7	.06%	1	.04%	2
GARY L LEWIS ATTORNEY	8	.07%	8	.33%	
GIBRALTAR TITLE SERVICES INC	52	.48%	10	.41%	16
GLENN A TAYLOR P A	398	3.68%	76	3.15%	70
GOODSON & MANLEY PLC	5	.05%			
GRADY H WILLIAMS	51	.47%	10	.41%	11
GULF COAST TITLE CLOSINGS & ESCR	34	.31%	14	.58%	12
GULF COAST TITLE SERVICES INC	17	.16%			
GULFATLANTIC	1	.01%	1	.04%	
GULLETT TITLE INC	19	.18%	3	.12%	12
H EDWARD GARVIN	18	.17%	8	.33%	6
HAMILTON & BUTTNER PA	135	1.25%			60
HARTLE REALTY TITLE INS AGENCY	12	.11%	2	.08%	5
HEAD MOSS & FULTON	1,098	10.16%	253	10.48%	242
HOLLAND & KNIGHT	2	.02%			
HOMEGUARD TITLE & TRUST	27	.25%			53
HOUSING & URBAN DEVELOPMENT/HUD	20	.19%	11	.46%	
HOWARD MARK FURMAN, ESQ	2	.02%			2
INTEGRITY TITLE & ESCROW	9	.08%			2
J SCOTT TRIPLETT	1	.01%	1	.04%	1
JAMES H DAVIE II ATTY	29	.27%	11	.46%	3
JAMES R THEIS SR ESQ	6	.06%	1	.04%	1
JEFFREY D SMITH	1	.01%	1	.04%	
JEFFREY M LEUKEL ESQ	22	.20%	7	.29%	
JEFFREY P THOFNER ATTORNEY					1
JOHN B MOSS ESQ	15	.14%	5	.21%	4
JOHN F TOLSON JR ESQ	66	.61%	18	.75%	12
KASS SHULER SOLOMON ETAL PA	9	.08%	3	.12%	
KATTMAN & ESHELMAN, PA	1	.01%	1	.04%	

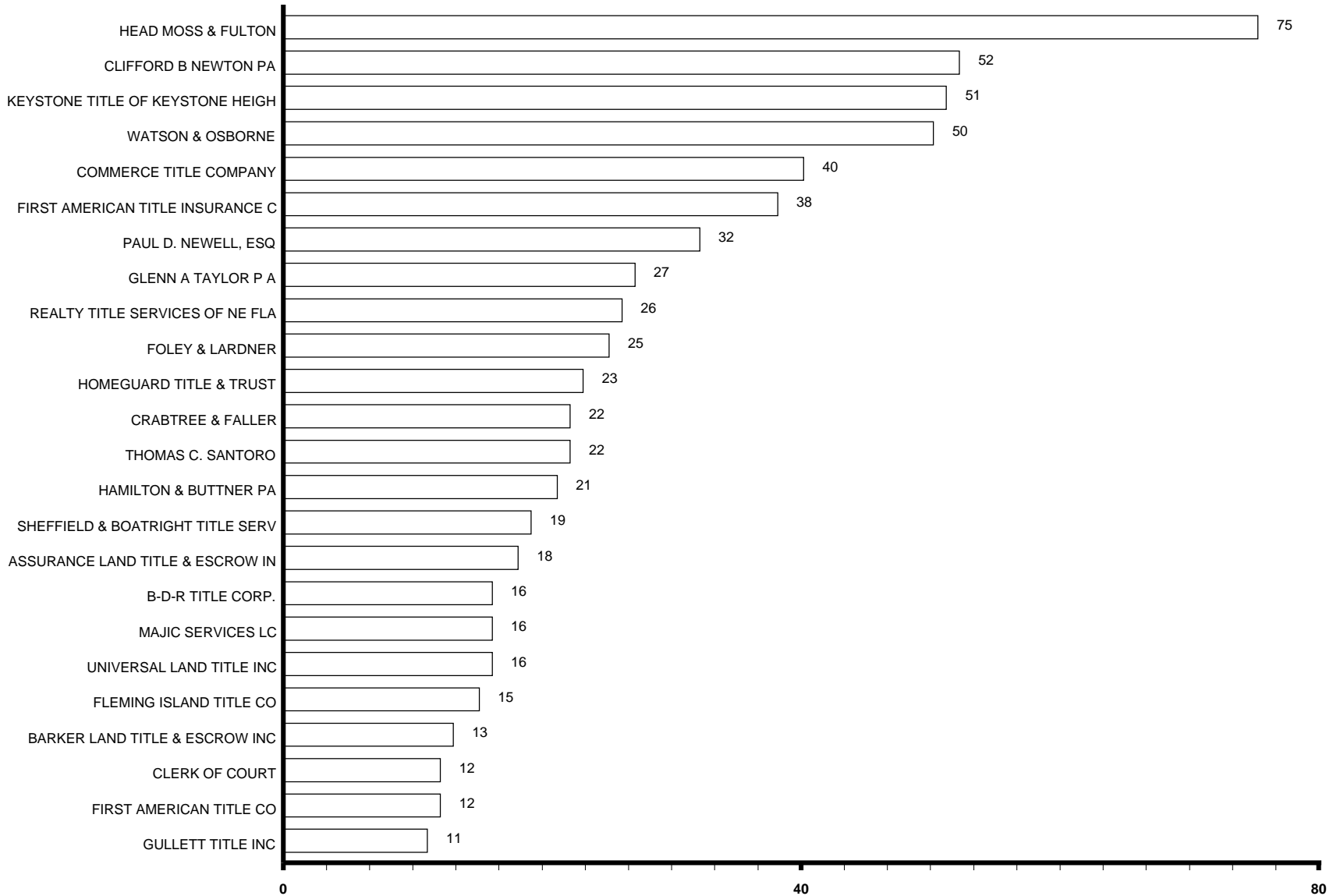
Clay

Closing Agent	2004		2005		Ratio 2005 to 2004		
	JAN - DEC	Share	JAN - MAR	Share			
KEYSTONE TITLE OF KEYSTONE HEIGH	205	1.90%	22	.91%	112	3.77%	5.09
KOPELOUSOS HEAD SMITH ET AL	1	.01%					
L.J. ARNOLD III, ESQ	102	.94%	27	1.12%	19	.64%	.70
LAND TITLE INFO SERVICES INC	12	.11%	2	.08%	3	.10%	1.50
LAND TITLE OF AMERICA GROUP	28	.26%	7	.29%	8	.27%	1.14
LANDSAFE TITLE OF FLORIDA INC	7	.06%			3	.10%	
LAWRENCE J BERNARD ESQ	10	.09%			4	.13%	
LAWYERS TITLE INSURANCE CORP	2	.02%			2	.07%	
M LEE FAGAN	2	.02%					
MAGNOLIA POINT VENTURE LLC	41	.38%	8	.33%	2	.07%	.25
MAJIC SERVICES LC					16	.54%	
MARVIN E KATZ ESQ	3	.03%			1	.03%	
MICHAEL E GREEN ATTORNEY	2	.02%	1	.04%	2	.07%	2.00
MICHAEL L. BROOKS, ESQ	1	.01%	1	.04%	1	.03%	1.00
MILLER & WILLIAMS	4	.04%			4	.13%	
MORFORD & WHITEFIELD PA	5	.05%					
MORTGAGE INFORMATION SERV INC	15	.14%			15	.51%	
NATIONS TITLE AGENCY	5	.05%	1	.04%	5	.17%	5.00
NETWORK CLOSING SERVICES INC	2	.02%					
NEW HOUSE TITLE LLC	9	.08%	1	.04%			
NORTH CENTRAL TITLE INC	192	1.78%	50	2.07%	5	.17%	.10
NORTH FLORIDA TITLE SERVICES INC	24	.22%	8	.33%	6	.20%	.75
OBERDORFER & BARRY, P.A.	108	1.00%	15	.62%	21	.71%	1.40
OLDE TOWNE TITLE CO	1	.01%					
OSCEOLA LAND TITLE INC	3	.03%					
PAPPAS METCALF JENKS & MILLER PA	51	.47%	8	.33%	4	.13%	.50
PATRICK J ONEILL	4	.04%	1	.04%			
PAUL B MAHOLCHIC	3	.03%	1	.04%			
PAUL D. NEWELL, ESQ	197	1.82%	36	1.49%	72	2.43%	2.00
PREFERRED REALTY TITLE AGENCY	7	.06%	4	.17%			
PREMIER TITLE GROUP INC	21	.19%	9	.37%	1	.03%	.11
PRESTIGE TITLE	14	.13%	4	.17%			
REALTY TITLE SERVICES OF NE FLA	288	2.66%	50	2.07%	69	2.32%	1.38
RICHARD C PEPER JR P.A.	3	.03%	2	.08%	1	.03%	.50
RICHARD W COBB ATTY	26	.24%	6	.25%	3	.10%	.50
ROGERS TOWERS BAILEY JONES & GAY	34	.31%	9	.37%	5	.17%	.56
RYAN AND MARKS	45	.42%	14	.58%	2	.07%	.14
SALVATORE R GOMES	2	.02%					
SCRUGGS & CARMICHAEL PA	2	.02%	1	.04%			
SECURITY FIRST TITLE PARTNERS	173	1.60%	27	1.12%	1	.03%	.04
SECURITY TITLE AGENCY INC	71	.66%	22	.91%	19	.64%	.86
SECURITY TITLE OF ORANGE PARK	15	.14%	10	.41%			
SHAPIRO & FISHMAN	27	.25%	8	.33%	2	.07%	.25
SHEFFIELD & BOATRIGHT TITLE SERV	84	.78%	18	.75%	37	1.25%	2.06
SIMON D. ROTHSTEIN, ATTY	18	.17%	7	.29%	3	.10%	.43
SMITH GAMBRELL & RUSSELL LLP	3	.03%	1	.04%			
SOUTHERN TITLE	12	.11%	9	.37%			
SOUTHERN TITLE HOLDING CO LLC	24	.22%			18	.61%	
STEPHEN A SCOTT ESQ	2	.02%					

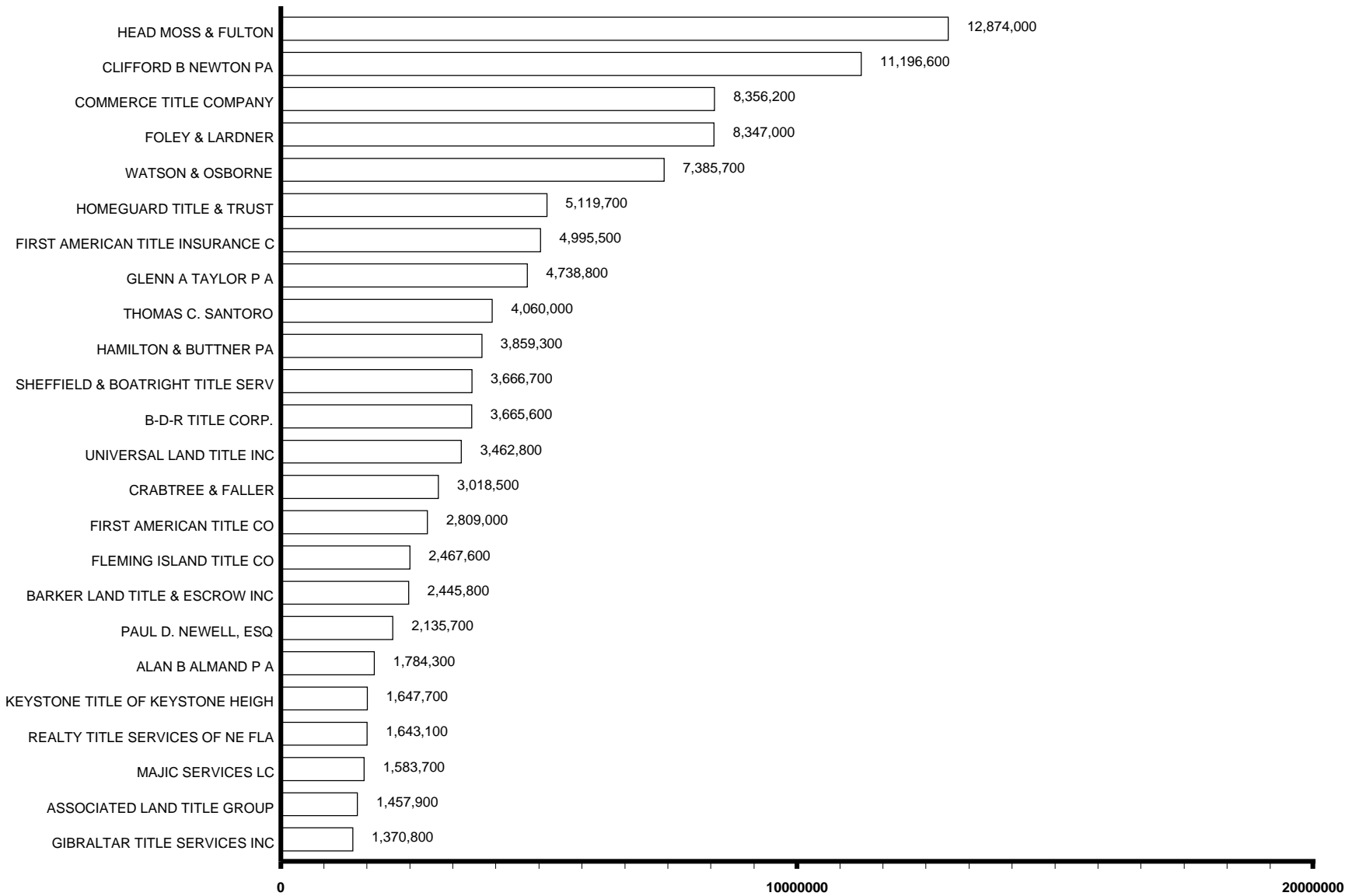
Clay

Closing Agent	2004		2005		Ratio 2005 to 2004
	JAN - DEC	Share	JAN - MAR	Share	
STEWART TITLE OF JACKSONVILLE	7	.06%	1	.04%	3.00
SUN STATE TITLE & ABSTRACT INC	3	.03%			
SUNSHINE TITLE CORP	37	.34%	6	.25%	3.00
SUZANNE C QUINONEZ ESQ	38	.35%	5	.21%	2.00
SWIFT LEGAL CLINIC	2	.02%	1	.04%	
TAYLOR & TAYLOR	34	.31%	12	.50%	1.00
TAYLOR STEWART & HOUSTON	15	.14%			
TERRANCE A JONES ESQ	10	.09%	4	.17%	1.25
THE EDWARDS LAW FIRM PA	88	.81%	19	.79%	
THE TITLE COMPANY	5	.05%			
THOMAS C. SANTORO	390	3.61%	73	3.02%	.86
TIMOTHY L FLANAGAN ESQ	6	.06%			
TIMOTHY P KELLY ESQ	4	.04%			
TITLE & ABSTRACT AGENCY/AMERICA	2	.02%			
TITLE AMERICA OF JACKSONVILLE	49	.45%	10	.41%	1.50
TITLE CLEARINGHOUSE	27	.25%	2	.08%	3.50
TODD WATSON ATTORNEY	3	.03%	1	.04%	
TRANSCONTINENTAL TITLE CO	21	.19%	6	.25%	.50
U S TITLE & ESCROW	3	.03%	1	.04%	
UNIVERSAL LAND TITLE INC	111	1.03%	39	1.62%	1.44
UNIVERSAL TITLE SERV OF NORTH FL	9	.08%	6	.25%	
UPCHURCH BAILEY & UPCHURCH PA	2	.02%			
VA CHIEF	5	.05%	2	.08%	
VISION TITLE	1	.01%			
WATSON & OSBORNE	361	3.34%	77	3.19%	1.39
WATSON TITLE INSURANCE	15	.14%	7	.29%	.57
WILLIAM A HAMILTON III	239	2.21%	90	3.73%	.09
WILLIAM H GRANT III	1	.01%			
WILLIAM K. GORDON, ESQ	29	.27%	7	.29%	1.57
WILLIAM L THOMPSON JR ESQ	3	.03%	1	.04%	
WILLIAM T. BASFORD, JR, ATTY	9	.08%	2	.08%	2.00
OTHER CLOSING AGENTS	2,103	19.46%	522	21.62%	1.12
Totals	10,807		2,414		1.23

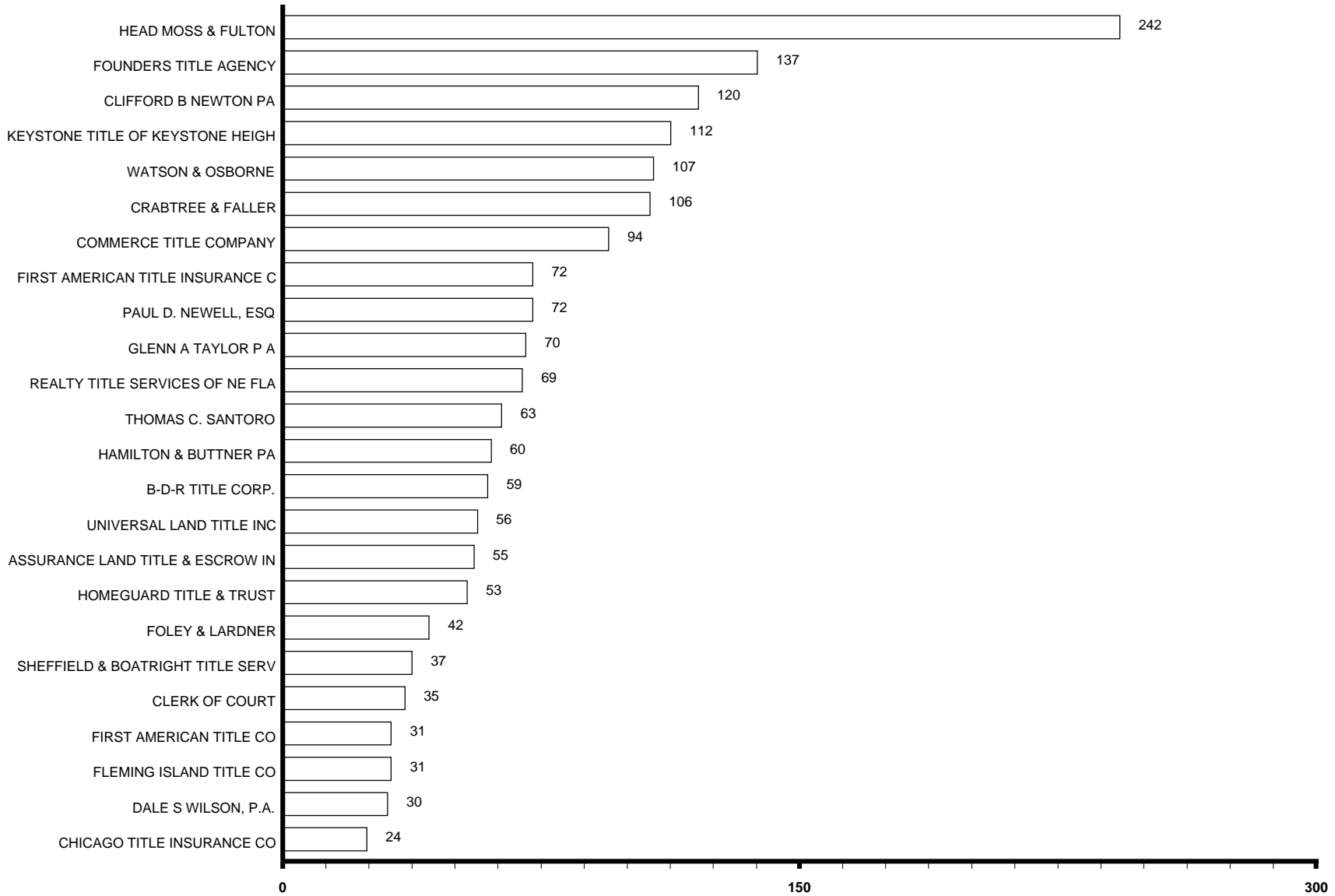
Number of Transactions by Closing Agent for the Period 3/01/2005 To 3/31/2005
Total Sales
For Clay County



Value of Transactions by Closing Agent for the Period 3/01/2005 To 3/31/2005
 Total Sales
 For Clay County



Number of Transactions by Closing Agent for the Period 01/01/2005 To 3/31/2005
Total Sales
For Clay County



Value of Transactions by Closing Agent for the Period 01/01/2005 To 3/31/2005
 Total Sales
 For Clay County

