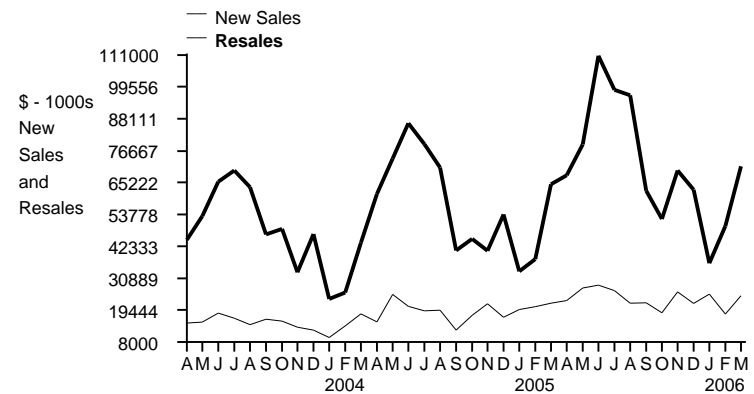
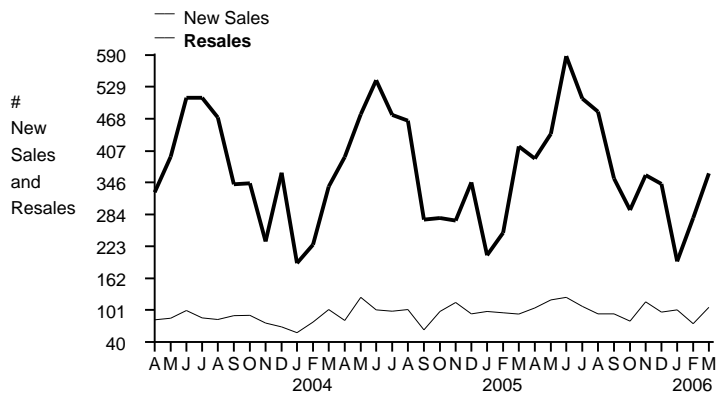


The REAL Trend Report Alachua Real Estate Sales Activity

Number of Sales	MAR 2006	MAR 2005	% Chg	YTD 2006	YTD 2005	% Chg
Single Family						
Total New Sales	106	93	13.98	282	287	-1.74
Total ReSales	362	414	-12.56	833	869	-4.14
Total Single Family	468	507	-7.69	1,115	1,156	-3.55
Condominium/Townhomes						
Total New Sales	60	10	500.00	222	30	640.00
Total ReSales	72	60	20.00	133	125	6.40
Total Condo/Townhome	132	70	88.57	355	155	129.03
Mobile/Manufactured Homes	50	37	35.14	112	86	30.23
Residential Lots	183	159	15.09	555	596	-6.88
Commercial & Other IMPRV	71	63	12.70	160	142	12.68
Commercial & Other VACNT	27	22	22.73	76	62	22.58
Total	931	858	8.51	2,373	2,197	8.01
Total Foreclosures	4	0	.00	12	2	500.00

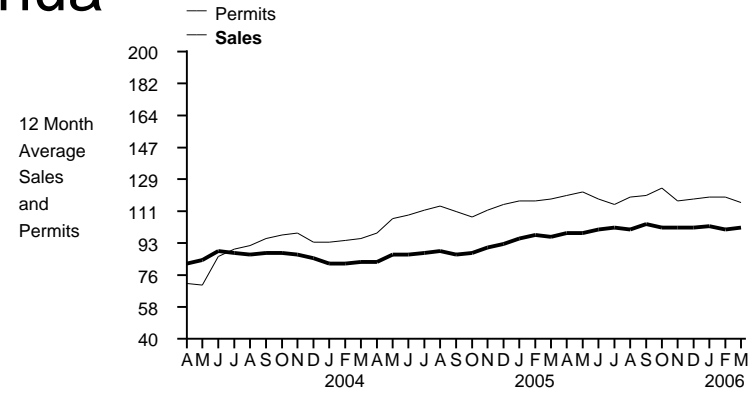
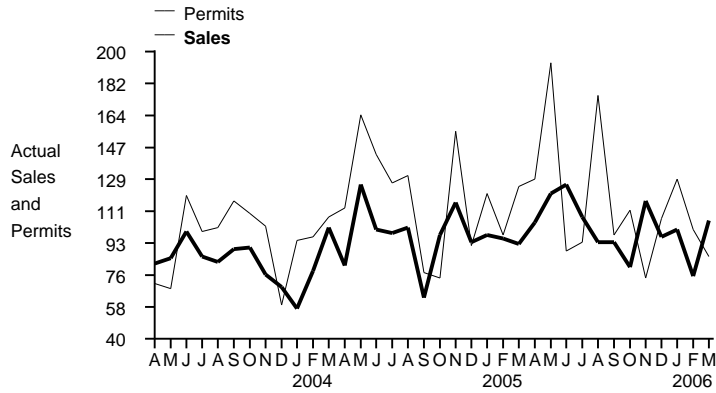
Dollar Volume of Sales	MAR 2006	MAR 2005	% Chg	YTD 2006	YTD 2005	% Chg
Single Family						
Total New Sales	24,606,249	21,882,229	12.45	67,786,565	62,105,117	9.15
Total ReSales	70,661,200	64,304,100	9.89	156,317,900	135,194,200	15.62
Total Single Family	95,267,449	86,186,329	10.54	224,104,465	197,299,317	13.59
Condominium/Townhomes						
Total New Sales	9,216,100	1,464,900	529.13	35,964,900	5,594,800	542.83
Total ReSales	11,565,200	6,474,100	78.64	25,951,500	15,292,700	69.70
Total Condo/Townhome	20,781,300	7,939,000	161.76	61,916,400	20,887,500	196.43
Mobile/Manufactured Homes	4,296,600	2,581,700	66.43	9,259,100	5,606,100	65.16
Residential Lots	25,875,300	8,439,900	206.58	48,023,600	25,272,900	90.02
Commercial & Other IMPRV	41,351,400	71,986,000	-42.56	200,655,400	135,920,300	47.63
Commercial & Other VACNT	8,157,300	4,702,200	73.48	38,750,700	20,214,500	91.70
Total	195,729,349	181,835,129	7.64	582,709,665	405,200,617	43.81
Total Foreclosures	2,506,300		.00	2,550,100	65,700	3781.43

Single Family New and Resales



New Single Family Permit and Sales Trends

Alachua



Date	Single Family Permits		Single Family Sales		Sales versus Permits	
	# of	12 Month Avg	# of	12 Month Avg	Actual	12 Month Avg
04/2005	129	120	105	99	-24	-21
05/2005	194	122	121	99	-73	-23
06/2005	89	118	126	101	37	-17
07/2005	94	115	108	102	14	-13
08/2005	176	119	94	101	-82	-18
09/2005	98	120	94	104	-4	-16
10/2005	112	124	80	102	-32	-22
11/2005	74	117	117	102	43	-15
12/2005	107	118	97	102	-10	-16
01/2006	129	119	101	103	-28	-16
02/2006	101	119	75	101	-26	-18
03/2006	86	116	106	102	20	-14

Total Single Family

