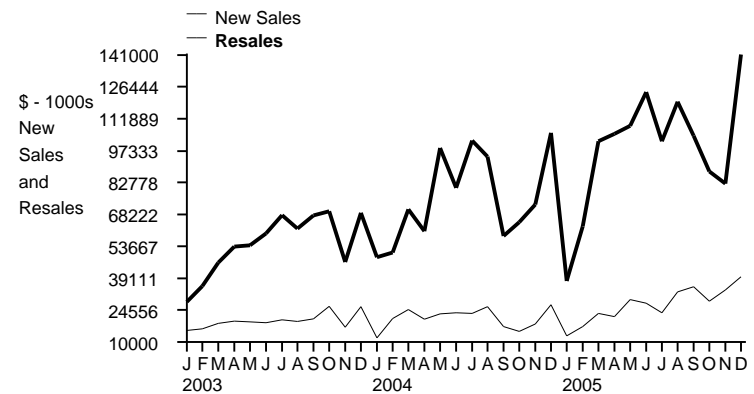
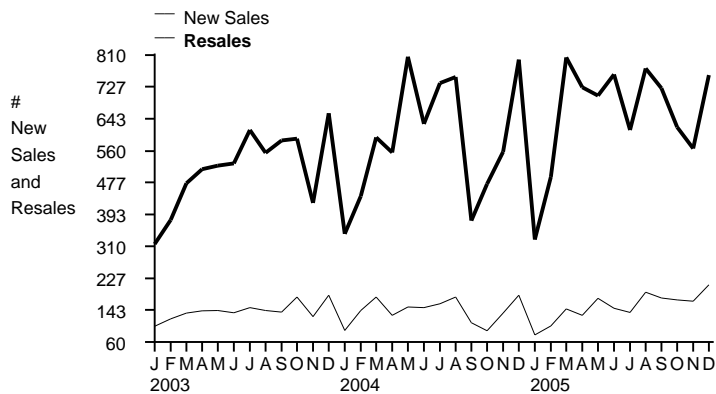


# The REAL Trend Report Escambia Real Estate Sales Activity

Number of Sales	DEC 2005	DEC 2004	% Chg	YTD 2005	YTD 2004	% Chg
<b>Single Family</b>						
Total New Sales	209	183	14.21	1,825	1,693	7.80
Total ReSales	755	795	-5.03	7,846	7,042	11.42
Total Single Family	964	978	-1.43	9,671	8,735	10.72
<b>Condominium/Townhomes</b>						
Total New Sales	70	38	84.21	364	317	14.83
Total ReSales	65	68	-4.41	859	1,129	-23.91
Total Condo/Townhome	135	106	27.36	1,223	1,446	-15.42
<b>Mobile/Manufactured Homes</b>	28	40	-30.00	368	324	13.58
<b>Residential Lots</b>	206	305	-32.46	2,633	2,800	-5.96
<b>Commercial &amp; Other IMPRV</b>	77	86	-10.47	851	749	13.62
<b>Commercial &amp; Other VACNT</b>	22	36	-38.89	319	279	14.34
<b>Total</b>	1432	1551	-7.67	15,065	14,333	5.11
Total Foreclosures	5	2	150.00	38	49	-22.45

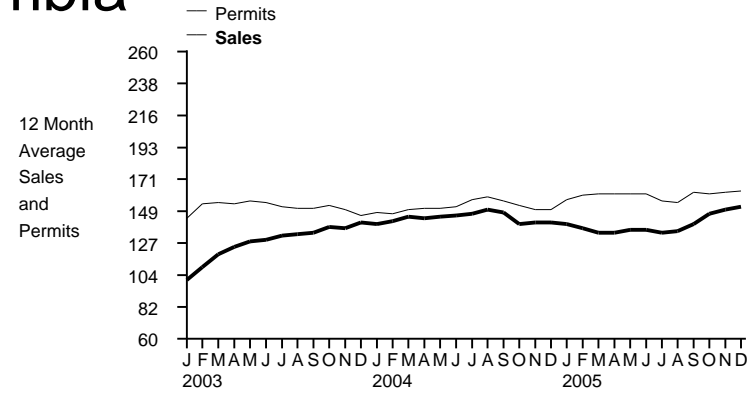
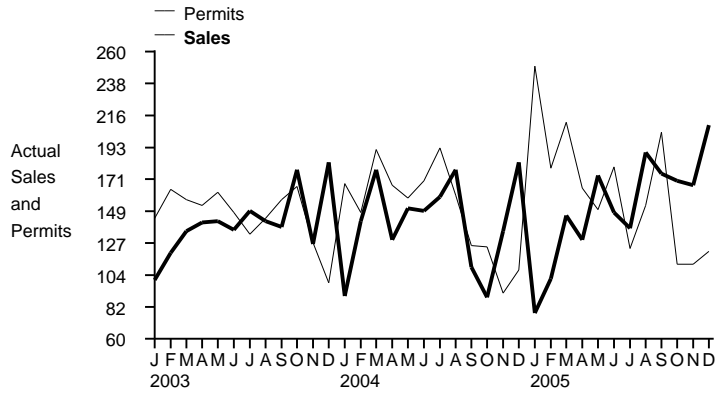
Dollar Volume of Sales	DEC 2005	DEC 2004	% Chg	YTD 2005	YTD 2004	% Chg
<b>Single Family</b>						
Total New Sales	39,744,589	26,878,154	47.87	324,927,517	249,474,896	30.24
Total ReSales	140,601,900	104,995,500	33.91	1,172,313,700	903,977,200	29.68
Total Single Family	180,346,489	131,873,654	36.76	1,497,241,217	1,153,452,096	29.81
<b>Condominium/Townhomes</b>						
Total New Sales	69,323,200	16,160,000	328.98	240,644,100	175,396,000	37.20
Total ReSales	20,026,500	17,040,100	17.53	243,480,100	325,770,700	-25.26
Total Condo/Townhome	89,349,700	33,200,100	169.12	484,124,200	501,166,700	-3.40
<b>Mobile/Manufactured Homes</b>	1,715,000	1,795,600	-4.49	15,867,800	13,825,200	14.77
<b>Residential Lots</b>	17,240,600	18,459,000	-6.60	161,539,400	160,378,300	.72
<b>Commercial &amp; Other IMPRV</b>	83,417,100	41,693,100	100.07	508,714,300	313,408,500	62.32
<b>Commercial &amp; Other VACNT</b>	3,553,500	18,629,500	-80.93	102,767,900	103,201,500	-.42
<b>Total</b>	375,622,389	245,650,954	52.91	2,770,254,817	2,245,432,296	23.37
Total Foreclosures	273,300	242,200	12.84	3,439,200	7,295,000	-52.86

## Single Family New and Resales



# New Single Family Permit and Sales Trends

## Escambia



Date	Single Family Permits		Single Family Sales		Sales versus Permits	
	# of	12 Month Avg	# of	12 Month Avg	Actual	12 Month Avg
01/2005	250	157	78	140	-172	-17
02/2005	179	160	102	137	-77	-23
03/2005	211	161	146	134	-65	-27
04/2005	165	161	129	134	-36	-27
05/2005	150	161	174	136	24	-25
06/2005	180	161	148	136	-32	-25
07/2005	123	156	137	134	14	-22
08/2005	153	155	190	135	37	-20
09/2005	204	162	175	140	-29	-22
10/2005	112	161	170	147	58	-14
11/2005	112	162	167	150	55	-12
12/2005	121	163	209	152	88	-11

## Total Single Family

